

»R107S.06« series

High quality, robust and long-lifetime quick connect coupling in a safety design that can be operated with one hand. When pushed for the first time the coupling is vented, the plug remains securely in the coupling. After a second push the plug is released. This prevents a potential "whiplash effect" and the risk of operating personnel is practically excluded.

The safety version meets ISO standard DIN EN ISO 4414.

Areas of application: Pneumatic system, machine and plant engineering, measurement, monitoring and control systems, manufacturing industry, workshops, automotive, mining, offshore.

Max. operating pressure	12 bar
Temperature range	-20 °C to 200 °C
Flow rate	1150 l/min (air)
Flow rate measurement	at 6 bar and $\Delta p = 1$ bar
Housing	Stainless steel
Pushbutton	Stainless steel
Valve	Brass
Spring	Stainless steel
Threaded piece	Galvanised steel
Sealant	FKM
Plug profile	acc. ISO 6150 C



Pushbutton safety coupling DN 6, acc. ISO 6150 C, male

Art. No.	Type No.	Connection	Length mm	a/f mm
141930	406.11-ES	G 1/8 ET	52.0	20
141931	406.12-ES	G 1/4 ET	54.0	20
141932	406.13-ES	G 3/8 ET	54.0	20
141933	406.14-ES	G 1/2 ET	58.0	22

Pushbutton safety coupling DN 6, acc. ISO 6150 C, female

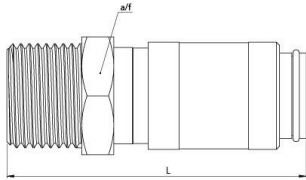
Art. No.	Type No.	Connection	Length mm	a/f mm
141926	406.01-ES	G 1/8 IT	53.0	20
141927	406.02-ES	G 1/4 IT	55.0	20
141928	406.03-ES	G 3/8 IT	55.0	20
141929	406.04-ES	G 1/2 IT	58,0	24

Pushbutton safety coupling DN 6, acc. ISO 6150 C, with hose stem

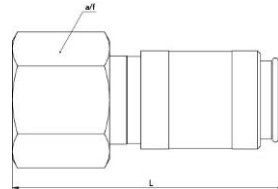
Art. No.	Type No.	Connection	Length mm	a/f mm
141934	406.21-ES	Stem, I.D. 6	71.0	20
141935	406.22-ES	Stem, I.D. 8	71.0	20
141936	406.24-ES	Stem, I.D. 10	71.0	20
141937	406.25-ES	Stem, I.D. 13	71.0	20

Pushbutton safety coupling DN 6, acc. ISO 6150 C, with hose connector

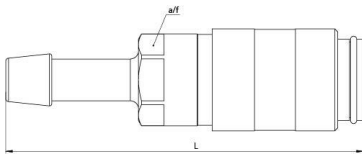
Art. No.	Type No.	Connection	Length mm	a/f mm
141938	406.31-ES	Hose connection 8x6	62.0	20
141939	406.33-ES	Hose connection 10x8	62.0	20



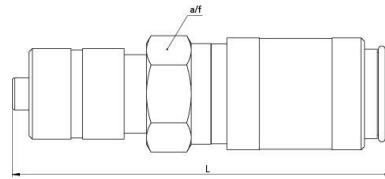
406.13-ES



406.01-ES



406.22-ES



406.33-ES

Stem for couplings DN 6, ISO 6150 C, stainless steel

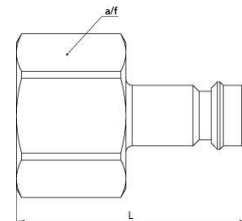
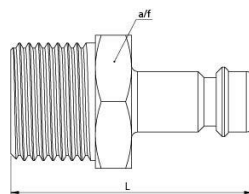
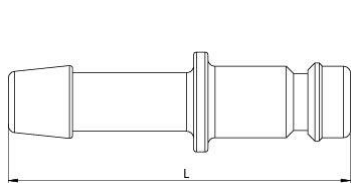
Art. No.	Type No.	Description	Length mm
141948	406.71-ES	Stem, I.D. 6	62.0
141949	406.72-ES	Stem, I.D. 8	62.0
141950	406.74-ES	Stem, I.D. 10	62.0
141951	406.75-ES	Stem, I.D. 13	62.0

Plug for couplings DN 6, ISO 6150 C, stainless steel, male

Art. No.	Type No.	Description	Length mm	a/f mm
141944	406.60-ES	Plug, G 1/8 ET	44.0	14
141945	406.61-ES	Plug, G 1/4 ET	48.0	14
141946	406.62-ES	Plug, G 3/8 ET	52.0	17
141947	406.63-ES	Plug, G 1/2 ET	55.0	22

Plug for couplings DN 6, ISO 6150 C, stainless steel, female

Art. No.	Type No.	Description	Length mm	a/f mm
141940	406.50-ES	Plug, G 1/8 IT	44.0	13
141941	406.51-ES	Plug, G 1/4 IT	50.0	17
141942	406.52-ES	Plug, G 3/8 IT	52.0	22
141943	406.53-ES	Plug, G 1/2 IT	54.0	27



406.75-ES



406.63-ES



406.53-ES

Installation location

The installation location of the quick-connect coupling must be selected so that the health of the person operating it cannot be harmed by sources of danger in the immediate surroundings, e.g. from slipping, jamming, contaminating or burning.

Low pressure applications

Threads for low-pressure applications are, if series-related no corresponding coatings or sealing rings are present, to be provided with suitable sealing materials, such as a PTFE belt or liquid sealing agent. Here the resistance to the flowing medium must be paid attention to.

Service manual

Quick-connect couplings are predominantly maintenance-free, if used in standard applications and handled carefully. The selection of the quick-connect coupling must be compatible with the intended purpose of use and material. Depending on the operating conditions it is recommended to provide the following points during maintenance:

External visual inspection with dirt in the functioning area of coupling and plug (seal area, control elements) these must be cleaned. The following distinguishing symptoms require replacement of the corresponding parts: Torn, damaged, heavily damaged or corroded parts, leaks on coupling and / or plug parts.

Function test under maximum Max. operating pressure can be used to test the quick-connect coupling for possible malfunctions and leaks. During the testing and operating phase it must be ensured that the operating personnel work protected.

Replacement intervals for quick-connect couplings must, if available, be adapted to the state or technical standards. However, also operating experiential values, which result from the required operational safety and the conditions of use, such as downtimes, coupling frequency, Max. operating pressure and properties of the medium, are critical for establishing the replacement intervals.

Pulsating tool

When using pulsating tools it is recommended to observe the standard ISO 6150, § 7.1. It recommends installing a minimum 300 mm long, flexible hose between the pulsating tool and the quick-connect coupling. The oscillating forces are taken by the hose piece and thus increase the service life of the quick-connect coupling. No warranty can be made for couplings mounted directly on pulsating tools.

Flow direction

The recommended flow direction is from the coupling to the plug if nothing else is specified in the technical data sheet.



Application with hoses

When using hoses the permissible Max. operating pressure and the working temperature must absolutely be observed and suitable hose connections must be seen to.