

For compressors »MDR 3« type

Three-phase version.

Power:	7.5 kW
Max. cut-out pressure:	35.0 bar
Contact type:	NC (3-pole)
Medium temperature:	-5 °C to 80 °C
Degree of protection:	IP 54
Max. switching frequency:	120 (electrical) 600 (mechanical)
Compressed air connection:	G 1/2



MDR 3/11

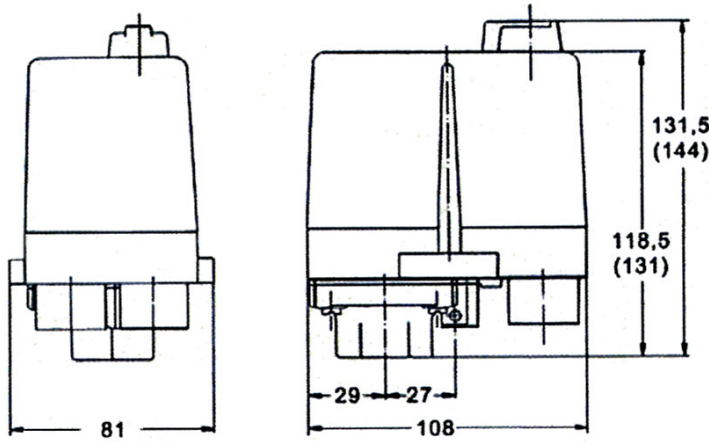
»MDR 3« pressure switches
without unloading valve, with on/off switch, without motor protection circuit, with flange F4 1/2

Type No.	Art. No.	Adjustment range
MDR 3/11	103044	4 – 11 bar
MDR 3/16	103045	6 - 16 bar

»MDR 3« pressure switches
with unloading valve, on/off switch, motor protection circuit and flange F4 1/2

Type No.	Art. No.	Adjustment range	Max. load
MDR 3/11-6,3	103046	4 – 11 bar	4 - 6.3 A
MDR 3/11-10	103047	4 - 11 bar	6.3 - 10 A
MDR 3/11-16	103048	4 - 11 bar	10 - 16 A
MDR 3/16-6,3	103049	6 - 16 bar	4 - 6.3 A
MDR 3/16-10	103050	6 - 16 bar	6.3 - 10 A

Dimensions



Technical Data

Technical Data MDR 3 acc. to EN 60947 UL / CSA	
Rated insulation voltage U_i	690 V
Motor switching capacity (UL 508, CSA 22.2) $U_n=120$ V (1~)	2 HP
Motor switching capacity (AC 3) $U_n=240$ V (1~)	5.5 kW
Motor switching capacity (UL 508, CSA 22.2) $U_n=240$ V (1~)	5 HP
Motor switching capacity (AC 3) $U_n=240$ V (3~)	5.5 kW
Motor switching capacity (UL 508, CSA 22.2) $U_n=240$ V (3~)	7.5 HP
Motor switching capacity (AC 3) $U_n=400$ V (3~)	7.5/11* kW
Motor switching capacity (UL 508, CSA 22.2) $U_n=480$ V (3~)	15 HP
Motor switching capacity (AC 3) $U_n=500$ V (3~)	7.5/11* kW
Motor switching capacity (UL 508, CSA 22.2) $U_n=600$ V (3~)	20 HP
Motor switching capacity (AC 3) $U_n=690$ V (3~)	7.5/11* kW

Technical Data MDR 3 acc. to EN 60947 UL / CSA	
Electrical life (AC 3) Cycles	$> 1 \times 10^5$
Mechanical life Cycles	$> 1 \times 10^6$
Max. electrical cycles Cycles/h	120
Max. mechanical cycles Cycles/h	600
Rated operational current I_o at 240 V AC	24 A
Bursting strength P_z	≤ 16 > 40 bar ≥ 25 > 60 bar
Permissible medium temperature Air	-5...+ 80 °C
Permissible medium temperature Water	+ 80 °C
Degree of Protection acc. to EN 60529	IP 54
Conductor cross-section 1 ... Fine stranded 1 x / 2 x	4 / 2.5 mm ²
Conductor cross-section 1 ... Rigid cable 1 x / 2 x	6 / 4 mm ²

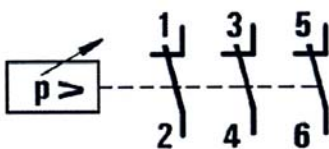
Diaphragm media resistance MDR 3	
Air, Water	resistant

Diaphragm media resistance MDR 3 USA	
Acetylene, Gasoline, Butane, Diesel, Natural gas, Petroleum, Ethylene glycol, Glycerol, Fuel oil, Urine, Carbon dioxide, Carbonic acid, Air, Mineral oils, Vegetable oil, Propane, Silicon oil, Nitrogen, Synthetic oils, Water, Distilled water, Hydrogen, Sea water, Water steam	resistant

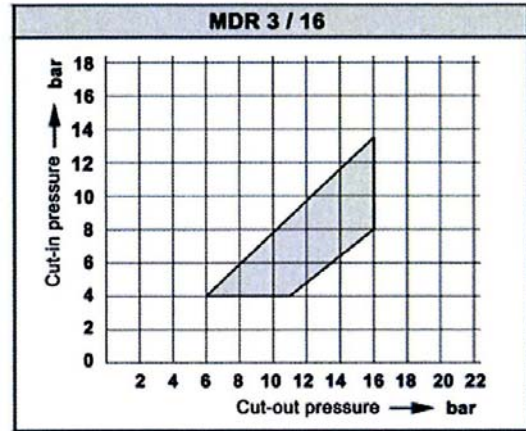
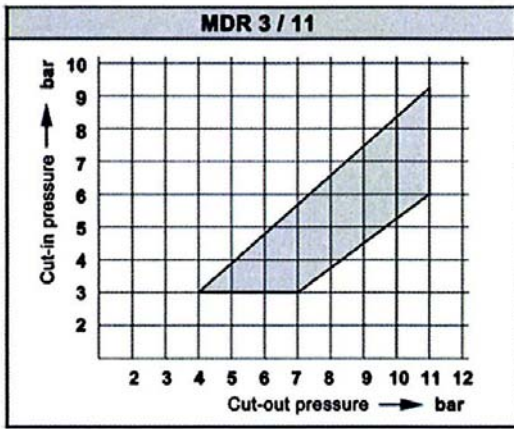
Diaphragm media resistance MDR 3 RM	
Acetylene, Ammonia 25%, Butane, Natural gas, Vinegar 25 %, Ethylene glycol, Glycerol, Urine, Carbon dioxide, Carbonic acid, Air, Vegetable oil, Propane, Silicon oil, Nitrogen, Water, Hydrogen, Sea water	resistant

* With arc-chamber Sk... H on demand

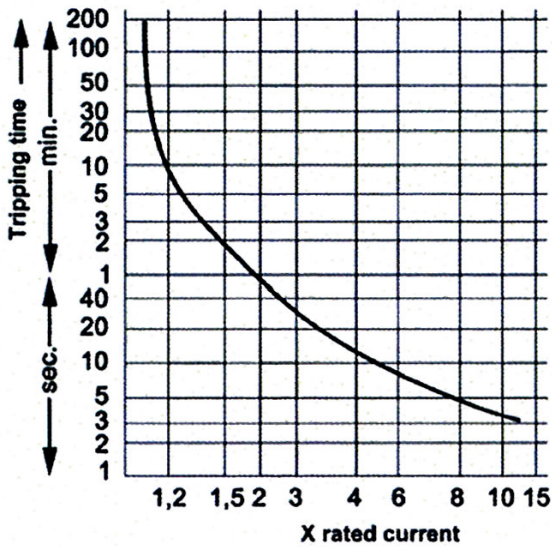
Circuit Diagrams



Pressure Diagrams



Tripping curves R3 (average)





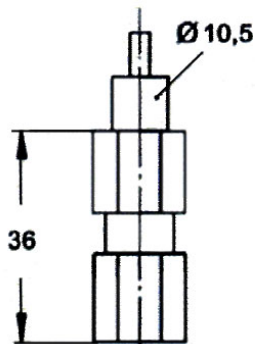
R 3/10



H 3-EA

Accessories

Type No.	Art.-No.	Description	Weight (g)
EV 3	103051	Unloading valve	25.0
R 3/6,3	103053	Motor protection circuit (overcurrent relay) 4/6.3 A	145.0
R 3/10	103054	Motor protection circuit (overcurrent relay) 6.3/10	145.0
R 3/16	103052	Motor protection circuit (overcurrent relay) 10/16 A	145.0
H 3-EA	103055	Hood with on/off switch	100.0
M 300	103056	Diaphragm	-



EV 3