

»FUTURA« series

Pneumatic systems or parts of systems can be switched on and off by means of an pneumatic signal.
3/2-way type including silencer.
When they are switched off, the system is exhausted at the same time.

Max. input pressure	16 bar
Temperature range	-10 °C to 50 °C
Medium	Compressed air, neutral gases
Housing	PA66 GF60
Connecting thread	Material: Die-cast zinc
Flow rate measurement	At P ₂ = 6 bar and pressure drop Δ _p = 1 bar

3/2-way valve pneumatically operated

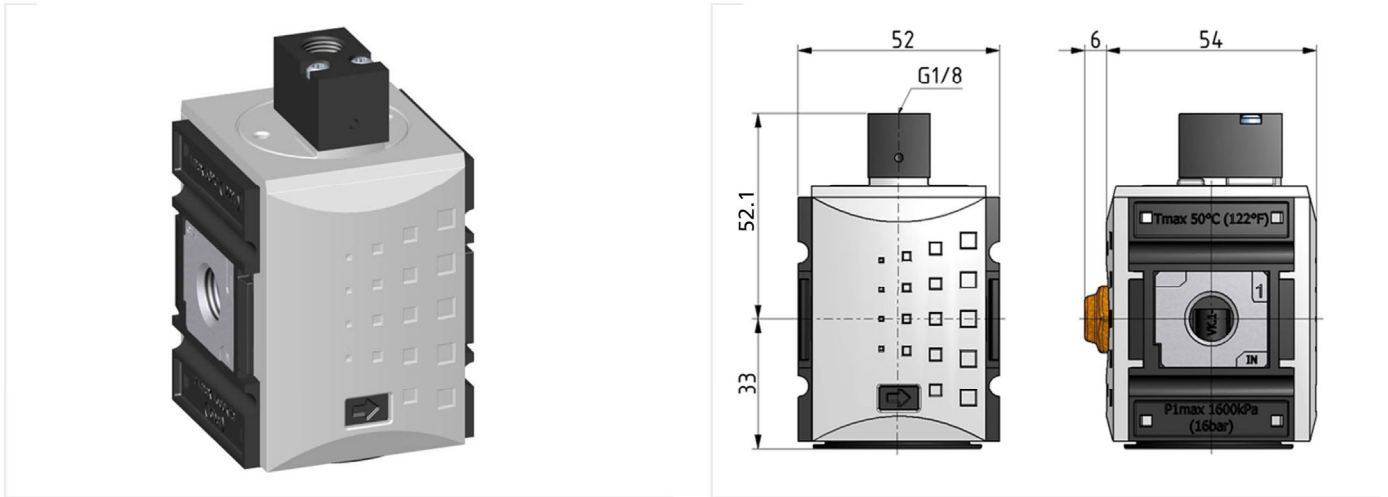
Art. No.	Type No.	Thread	Size	Exhaust air	Flow rate l/min
156616	FU 927-137	G 1/4	1	G 1/4	2000
156617	FU 928-137	G 3/8	1	G 1/4	2000

Accessories / Spare parts

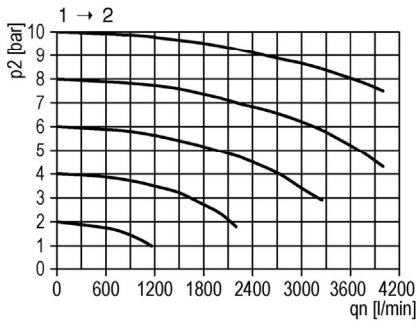
Art. No.	Type No.	Description
100038	H 850	Mounting bracket, incl. 2 screws
100039	WK 100	Wall bracket, incl. 2 screws
100040	KP 100	Joiner set, incl. 2 screws
100289	564-2	Silencer, sintered bronze, short
100290	567-2/M	Silencer, sintered bronze, with brass hexagon nut and thread
135851	WK 101-14	Wall bracket with connection thread G 1/4
135852	WK 101-38	Wall bracket with connection thread G 3/8

P 1-401 e

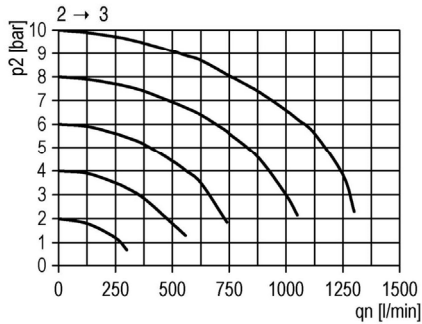
3/2-way valve
pneumatically operated
Art. No. 156616 and 156617



flow characteristic



rear exhaust



symbol

