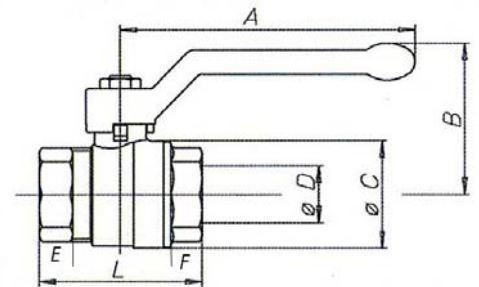


Standard type - lightweight - with full bore.

Material	Nickel-plated brass
Ball	Chrome-plated brass
Ball seal	PTFE
Stem seal	HNBR / EPDM / PTFE
	Sealing package composed of two O-rings (HNBR / EPDM peroxide crosslinked), and a sealing disc (PTFE).
	The additional PTFE sealing disc minimizes the wear with frequent use
Lever handle	Steel, with plastic coating
Operating temperature	-15 °C to +90 °C
Applications	Compressed air, water, non-toxic and non-corrosive gases, heating systems, agriculture
Port	G thread acc. to DIN EN ISO 228-1



### Ball valves with black steel lever, lightweight type, female/female thread

Art. No.	Ident No.	Thread	DN	PN bar	A mm	B mm	L mm	E mm	F mm	Ø C mm	Ø D mm	Kv
330.02-S	103157	G 1/4	8	63	85.0	37.2	46.0	12.0	12.0	24.0	10.0	6
330.03-S	103158	G 3/8	10	63	85.0	37.2	50.0	12.0	12.0	24.0	10.0	8
330.04-S	103159	G 1/2	15	40	85.0	44.1	50.0	9.5	9.5	31.2	15.0	15
330.05-S	103160	G 3/4	20	40	105.0	48.4	58.0	10.5	10.5	39.4	20.0	28
330.06-S	103161	G 1	25	40	105.0	52.3	69.0	12.0	12.0	47.6	25.0	39
330.07-S	103162	G 1 1/4	32	40	130.0	63.1	80.0	13.5	13.5	59.5	32.0	84
330.08-S	103163	G 1 1/2	40	40	130.0	69.1	91.5	14.5	14.5	72.0	40.0	156
330.09-S	103164	G 2	50	40	165.0	83.4	109.0	16.5	16.5	87.4	50.0	243
330.10-S	103165	G 2 1/2	65	40	248.0	97.0	133.0	18.5	18.5	110.0	65.0	476
330.11-S	103166	G 3	80	40	248.0	108.0	156.0	18.5	18.5	134.0	80.0	770



330.04-S

### Ball valves with red steel lever, lightweight type, female/female thread

Art No.	Ident No.	Thread	DN	PN bar	A mm	B mm	L mm	E mm	F mm	Ø C mm	Ø D mm	Kv
330.02-R	103167	G 1/4	8	63	85.0	37.2	46.0	12.0	12.0	24.0	10.0	6
330.03-R	103168	G 3/8	10	63	85.0	37.2	50.0	12.0	12.0	24.0	10.0	8
330.04-R	103169	G 1/2	15	40	85.0	44.1	50.0	9.5	9.5	31.2	15.0	15
330.05-R	103170	G 3/4	20	40	105.0	48.4	58.0	10.5	10.5	39.4	20.0	28
330.06-R	103171	G 1	25	40	105.0	52.3	69.0	12.0	12.0	47.6	25.0	39
330.07-R	103172	G 1 1/4	32	40	130.0	63.1	80.0	13.5	13.5	59.5	32.0	84
330.08-R	103173	G 1 1/2	40	40	130.0	69.1	91.5	14.5	14.5	72.0	40.0	156
330.09-R	103174	G 2	50	40	165.0	83.4	109.0	16.5	16.5	87.4	50.0	243
330.10-R	103175	G 2 1/2	65	40	248.0	97.0	133.0	18.5	18.5	110.0	65.0	476
330.11-R	103176	G 3	80	40	248.0	108.0	156.0	18.5	18.5	134.0	80.0	770



330.04-R

## Ball valves with steel lever

Art. No. 330.02-S to 330.09-G

Art. No. 331.02-S to 331.09-G

### Ball valves with blue steel lever, lightweight type, female/female thread

Art. No.	Ident No.	Thread	DN	PN bar	A mm	B mm	L mm	E mm	F mm	Ø C mm	Ø D mm	Kv
330.02-B	103177	G 1/4	8	63	85.0	37.2	46.0	12.0	12.0	24.0	10.0	6
330.03-B	103178	G 3/8	10	63	85.0	37.2	50.0	12.0	12.0	24.0	10.0	8
330.04-B	103179	G 1/2	15	40	85.0	44.1	50.0	9.5	9.5	31.2	15.0	15
330.05-B	103180	G 3/4	20	40	105.0	48.4	58.0	10.5	10.5	39.4	20.0	28
330.06-B	103181	G 1	25	40	105.0	52.3	69.0	12.0	12.0	47.6	25.0	39
330.07-B	103182	G 1 1/4	32	40	130.0	63.1	80.0	13.5	13.5	59.5	32.0	84
330.08-B	103183	G 1 1/2	40	40	130.0	69.1	91.5	14.5	14.5	72.0	40.0	156
330.09-B	103184	G 2	50	40	165.0	83.4	109.0	16.5	16.5	87.4	50.0	243
330.10-B	103185	G 2 1/2	65	40	248.0	97.0	133.0	18.5	18.5	110.0	65.0	476
330.11-B	103186	G 3	80	40	248.0	108.0	156.0	18.5	18.5	134.0	80.0	770



330.04-B

### Ball valves with yellow steel lever, lightweight type, female/female thread

Art. No.	Ident No.	Thread	DN	PN bar	A mm	B mm	L mm	E mm	F mm	Ø C mm	Ø D mm	Kv
330.02-G	103187	G 1/4	8	63	85.0	37.2	46.0	12.0	12.0	24.0	10.0	6
330.03-G	103188	G 3/8	10	63	85.0	37.2	50.0	12.0	12.0	24.0	10.0	8
330.04-G	103189	G 1/2	15	40	85.0	44.1	50.0	9.5	9.5	31.2	15.0	15
330.05-G	103190	G 3/4	20	40	105.0	48.4	58.0	10.5	10.5	39.4	20.0	28
330.06-G	103191	G 1	25	40	105.0	52.3	69.0	12.0	12.0	47.6	25.0	39
330.07-G	103192	G 1 1/4	32	40	130.0	63.1	80.0	13.5	13.5	59.5	32.0	84
330.08-G	103193	G 1 1/2	40	40	248.0	69.1	91.5	14.5	14.5	72.0	40.0	156
330.09-G	103194	G 2	50	40	248.0	83.4	109.0	16.5	16.5	87.4	50.0	243



330.04-G

### Ball valves with black steel lever, lightweight type, female/male thread

Art. No.	Ident No.	Thread	DN	PN bar	A mm	B mm	L mm	E mm	F mm	Ø C mm	Ø D mm	Kv
331.02-S	103195	G 1/4	8	63	85.0	37.2	51.0	9.4	12.0	24.0	10.0	6
331.03-S	103196	G 3/8	10	63	85.0	37.2	53.0	8.6	12.0	24.0	10.0	8
331.04-S	103197	G 1/2	15	40	85.0	44.1	59.8	9.5	9.5	31.2	15.0	15
331.05-S	103198	G 3/4	20	40	105.0	48.4	69.5	10.5	10.5	39.4	20.0	28
331.06-S	103199	G 1	25	40	105.0	52.3	78.8	12.0	12.0	47.6	25.0	39
331.07-S	103200	G 1 1/4	32	40	130.0	63.1	91.5	13.0	13.5	59.5	32.0	84
331.08-S	103201	G 1 1/2	40	40	130.0	69.1	104.0	14.5	14.5	72.0	40.0	156
331.09-S	103202	G 2	50	40	165.0	83.4	121.0	16.5	16.5	87.4	50.0	243



331.05-S

### Ball valves with red steel lever, lightweight type, female/male thread

Art. No.	Ident No.	Thread	DN	PN bar	A mm	B mm	L mm	E mm	F mm	Ø C mm	Ø D mm	Kv
331.02-R	103203	G 1/4	8	63	85.0	37.2	51.0	9.4	12.0	24.0	10.0	6
331.03-R	103204	G 3/8	10	63	85.0	37.2	53.0	8.6	12.0	24.0	10.0	8
331.04-R	103205	G 1/2	15	40	85.0	44.1	59.8	9.5	9.5	31.2	15.0	15
331.05-R	103206	G 3/4	20	40	105.0	48.4	69.5	10.5	10.5	39.4	20.0	28
331.06-R	103207	G 1	25	40	105.0	52.3	78.8	12.0	12.0	47.6	25.0	39
331.07-R	103208	G 1 1/4	32	40	130.0	63.1	91.5	13.0	13.5	59.5	32.0	84
331.08-R	103209	G 1 1/2	40	40	130.0	69.1	104.0	14.5	14.5	72.0	40.0	156
331.09-R	103210	G 2	50	40	165.0	83.4	121.0	16.5	16.5	87.4	50.0	243



331.05-R

### Ball valves with blue steel lever. lightweight type. female/male thread

Art. No.	Ident No.	Thread	DN	PN bar	A mm	B mm	L mm	E mm	F mm	Ø C mm	Ø D mm	Kv
331.02-B	103211	G 1/4	8	63	85.0	37.2	51.0	9.4	12.0	24.0	10.0	6
331.03-B	103212	G 3/8	10	63	85.0	37.2	53.0	8.6	12.0	24.0	10.0	8
331.04-B	103213	G 1/2	15	40	85.0	44.1	59.8	9.5	9.5	31.2	15.0	15
331.05-B	103214	G 3/4	20	40	105.0	48.4	69.5	10.5	10.5	39.4	20.0	28
331.06-B	103215	G 1	25	40	105.0	52.3	78.8	12.0	12.0	47.6	25.0	39
331.07-B	103216	G 1 1/4	32	40	130.0	63.1	91.5	13.0	13.5	59.5	32.0	84
331.08-B	103217	G 1 1/2	40	40	130.0	69.1	104.0	14.5	14.5	72.0	40.0	156
331.09-B	103218	G 2	50	40	165.0	83.4	121.0	16.5	16.5	87.4	50.0	243



331.05-B

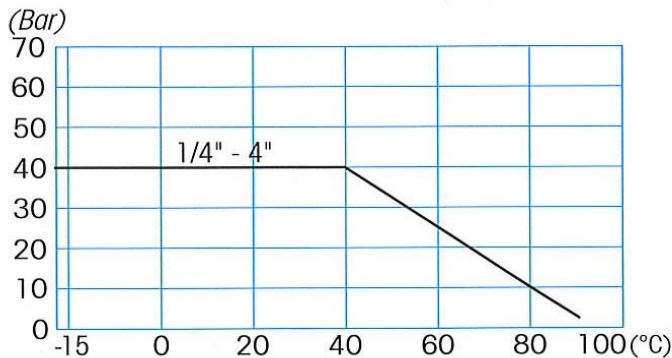
### Ball valves with yellow steel lever. lightweight type. female/male thread

Art. No.	Ident No.	Thread	DN	PN bar	A mm	B mm	L mm	E mm	F mm	Ø C mm	Ø D mm	Kv
331.02-G	103219	G 1/4	8	63	85.0	37.2	51.0	9.4	12.0	24.0	10.0	6
331.03-G	103220	G 3/8	10	63	85.0	37.2	53.0	8.6	12.0	24.0	10.0	8
331.04-G	103221	G 1/2	15	40	85.0	44.1	59.8	9.5	9.5	31.2	15.0	15
331.05-G	103222	G 3/4	20	40	105.0	48.4	69.5	10.5	10.5	39.4	20.0	28
331.06-G	103223	G 1	25	40	105.0	52.3	78.8	12.0	12.0	47.6	25.0	39
331.07-G	103224	G 1 1/4	32	40	130.0	63.1	91.5	13.0	13.5	59.5	32.0	84
331.08-G	103225	G 1 1/2	40	40	130.0	69.1	104.0	14.5	14.5	72.0	40.0	156
331.09-G	103226	G 2	50	40	165.0	83.4	121.0	16.5	16.5	87.4	50.0	243

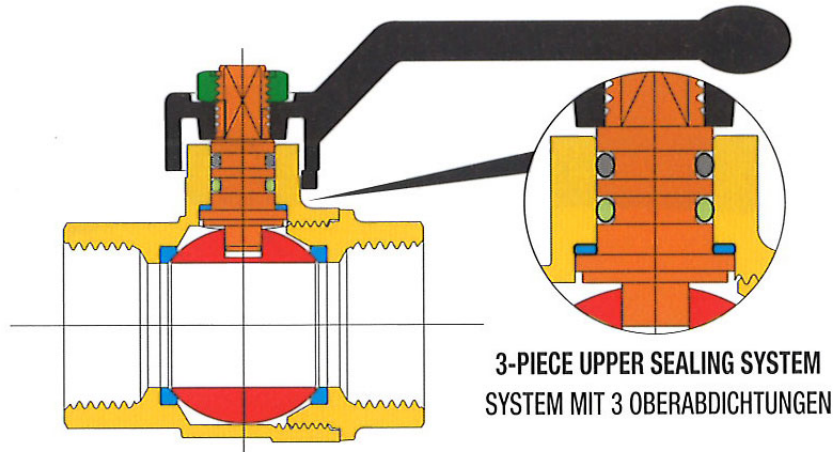


331.05-G

### PRESSURE/TEMPERATURE DIAGRAM - DRUCK/TEMPERATURDIAGRAMM











## SECTION / QUERSCHNITT



## LIST OF COMPONENTS: description/materials/treatments

## TEILELISTE: Beschreibung / Werkstoffe / Behandlungen

Body and threaded end Gehäuse und Gewindemuffe		CW617N (Pb ≤ 2,2% DIN 50930T6)
Stem Betätigungsspindel		CW617N (Pb ≤ 2,2% DIN 50930T6)
Chromium pl. polished ball Blank verchromte Kugel		CW617N (Pb ≤ 2,2% DIN 50930T6)
Seats Dichtungen		PTFE
O-ring on the stem Oberer O-Ring Spindel		HNBR
O-ring under the stem Unterer O-Ring Spindel		EPDM PEROXIDE / PEROXID-EPDM
Operating device Betätigungselement		aluminium alloy / alu-Legierung
Fixing nut Befestigungsmutter		zinc plated steel / zinkstahl
Surface treatment Außenbehandlung	-	brilliant nickel-plating / glänzend vernickelte Oberfläche