

Compressor couplings, safety type acc. to DIN 3238

Universal standard coupling in safety design for absolutely secure compressed air lines on construction sites or in industry.


Easy to couple, secured against accidental opening: just screw the ring tight after coupling!

- Robust couplings with malleable iron head, steel stem with special profile, zinc plated and yellow chromated
- Chrome VI-free, with double safety lock
- Large bore for increased flow rate

Max. Operating pressure	16 bar
Operating temperature	-40 °C to 95 °C
Material	Malleable iron
Claw distance	42 mm
Sealant	NBR

### Safety claw coupling, male threaded


Art. No.	Type No.	DN	Thread	a/f mm	H mm	L mm	Weight (g)
107875	KA 38 S	10	G 3/8	24	63.0	67.7	320.0
107876	KA 12 S	13	G 1/2	24	63.0	69.2	351.0
107877	KA 34 S	17	G 3/4	24	63.0	70.2	345.0
107878	KA 01 S	17	R 1	36	63.0	82.2	401.0



KA 34 S

### Safety claw coupling, female threaded


Art. No.	Type No.	DN	Thread	a/f mm	H mm	L mm	Weight (g)
107879	KI 38 S	13	G 3/8	24	63.0	61.7	347.0
107880	KI 12 S	17	G 1/2	24	63.0	60.7	329.0
107881	KI 34 S	17	G 3/4	32	63.0	90.2	419.0
107882	KI 10 S	17	G 1	41	63.0	92.2	516.0



KI 10 S

**Safety claw coupling, with hose connection**


Art. No.	Type No.	DN	For hose I.D.	H mm	L mm	Weight (g)
107883	KT 13 S	10	13 (1/2")	63.0	87.2	309.0
107884	KT 19 S	15	19 (3/4")	63.0	88.7	319.0
107885	KT 25 S	19	25 (1")	63.0	86.6	346.0



KT 25 S

**Safety claw coupling, with hose connection and safety collar**

Art. No.	Type No.	DN	For hose I.D.	Safety collar	H mm	L mm	Weight (g)
107886	KT 13 SBS	10	13 (1/2")	24.0	63.0	97.7	321.0
107887	KT 19 SBS	15	19 (3/4")	34.0	63.0	99.4	350.0
107888	KT 25 SBS	19	25 (1")	39.0	63.0	98.6	386.0



KT 25 SBS

**Dummy coupling**

Art. No.	Type No.	H mm	L mm	Weight (g)
107871	BK 100	63.0	42.0	130.0



BK 100

**Replacement seal for compressor couplings, safety type acc. to DIN 3238**

Art. No.	Type No.	Material
107889	D 129 S	NBR (oil resistant, -40 °C to +95 °C)
107890	D 130 S	TFEP (vapour resistant, -40 °C to +200 °C)



D 129 S



D 130 S

## Accessories for claw couplings (compressor couplings)

### Plug valve with coupling, one side sealing, female threaded, with lever stop and exhaust

Art. No.	Type No.	Connection	DN	a/f mm	L mm	H mm	Weight (g)
107891	KH 12	G 1/2	15	41	131.0	93.0	819.0
107892	KH 34	G 3/4	17	41	124.0	93.0	761.0
107893	KH 10	G 1	17	41	124.0	93.0	726.0



KH 34

### Double plug valve with 2 coupling outlets, female threaded, with lever stop and exhaust

Art. No.	Type No.	Connection	DN	a/f mm	L mm	H mm	Weight (g)
107894	DKH 34	G 3/4	17	41	177.2	101.6	1466.0
107895	DKH 10	G 1	17	41	177.2	101.6	1438.0



DKH 34

### Hose clamp, malleable iron, 2-piece, with loose saddles

Art. No.	Type No.	Clamping range mm	For hose I.D.	L mm	Weight (g)
107896	SL 22	17.0 – 22.0	13 (1/2")	60.0	95.0
107897	SL 29	22.0 – 29.0	13 (1/2")	63.0	128.0
107898	SL 34	28.0 – 34.0	19 (3/4")	77.0	134.0
107899	SL 40	32.0 – 40.0	25 (1")	81.0	188.0
107900	SL 49	39.0 – 49.0	32 (1 1/4")	91.0	244.0
107901	SL 60	48.0 – 60.0	38 (1 1/2)	108.0	297.0
107902	SL 72	56.0 – 72.0	50 (2")	116.0	340.0
107903	SL 76	60.0 – 76.0	50 (2")	127.0	374.0



SL 34

### Hose clamp, malleable iron, 2-piece, with loose saddles and safety claws

Art. No.	Type No.	Clamping range mm	For hose I.D.	L mm	Weight (g)
107904	SLSK 29	22.0 – 29.0	13 (1/2")	63.0	142.0
107905	SLSK 34	28.0 – 32.0	19 (3/4")	77.0	220.0
107906	SLSK 39	35.0 – 42.0	25 (1")	90.0	272.0
107907	SLSK 44	42.0 – 45.0	28 (1 7/64")	98.0	340.0
107908	SLSK 51	45.0 – 53.0	35 (1 3/8")	108.0	380.0
107909	SLSK 60	55.0 – 60.0	42 (1 5/8")	119.0	416.0
107910	SLSK 73	60.0 – 73.0	50 (2")	132.0	637.0



SLSK 39