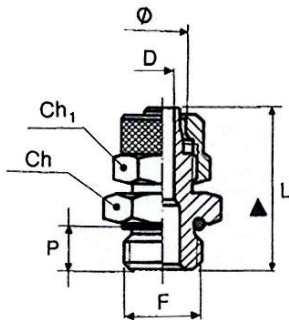


Material
Sealant
Working pressure
Temperature range

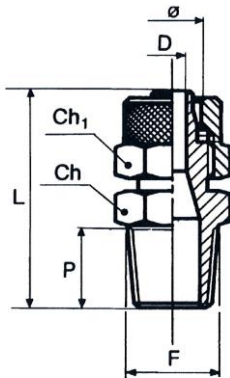
Nickel-plated brass
Buna-N
Max. 18 bar
Max. 80 °C



11.114-8

Male connector, parallel male thread with O-ring (NBR)


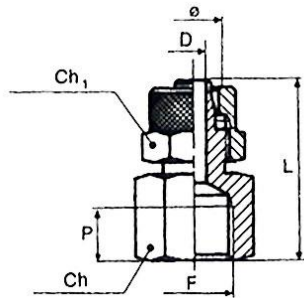
Art. No.	Type No.	For hose mm	Thread F	Ch mm	Ch1 mm	P mm	L mm	D mm	O-ring mm
110468	11.105-4	4/2	M5	9	9	4.0	23.0	1.5	4x1.5
110469	11.105-5	5/3	M5	8	8	4.0	20.0	2.0	without
110470	11.105-6	6/4	M5	9	9	4.0	23.0	2.7	4x1.5
110471	11.118-5	5/3	G 1/8	14	8	6.0	23.0	2.0	without
110472	11.118-6	6/4	G 1/8	13	12	6.0	25.0	3.0	7.66x1.78
110473	11.118-8	8/6	G 1/8	14	14	6.0	25.0	5.0	7.66x1.78
110474	11.118-10	10/8	G 1/8	14	16	6.0	27.0	6.8	without
110475	11.114-6	6/4	G 1/4	16	12	8.0	27.0	3.0	10.82x1.78
110476	11.114-8	8/6	G 1/4	16	14	8.0	27.0	5.0	10.82x1.78
110477	11.114-10	10/8	G 1/4	16	16	8.0	29.0	6.8	10.82x1.78
110478	11.138-6	6/4	G 3/8	19	12	9.0	29.0	3.0	without
110479	11.138-8	8/6	G 3/8	19	14	9.0	29.0	5.0	14.00x1.78
110480	11.138-10	10/8	G 3/8	19	16	9.0	31.0	6.8	14.00x1.78
110481	11.138-12	12/10	G 3/8	19	19	9.0	33.0	8.5	14.00x1.78
110482	11.112-6	6/4	G 1/2	24	10	10.0	32.0	-	without
110483	11.112-8	8/6	G 1/2	24	12	10.0	32.0	-	without
110484	11.112-10	10/8	G 1/2	24	16	11.0	33.0	6.8	17.13x2.62
110485	11.112-12	12/10	G 1/2	24	19	11.0	35.0	8.5	17.13x2.62



11.614-8

Male connector, conical male thread acc. to ISO 7-1

Art. No.	Type No.	For hose mm	Thread F	Ch mm	Ch1 mm	P mm	L mm	D mm
110486	11.618-4	4/2	R 1/8	10	10	8.0	41.0	1.3
110487	11.618-5	5/3	R 1/8	10	9	8.0	25.0	2.0
110488	11.618-6	6/4	R 1/8	12	12	8.0	26.5	3.0
110489	11.618-8	8/6	R 1/8	12	14	8.0	26.5	5.0
110490	11.618-10	10/8	R 1/8	14	16	8.0	29.5	6.0
110491	11.614-6	6/4	R 1/4	14	12	11.0	30.0	3.0
110492	11.614-8	8/6	R 1/4	14	14	11.0	30.0	5.0
110493	11.614-10	10/8	R 1/4	14	16	11.0	32.0	6.8
110494	11.638-6	6/4	R 3/8	17	12	11.5	31.5	3.0
110495	11.638-8	8/6	R 3/8	17	14	11.5	31.0	5.0
110496	11.638-10	10/8	R 3/8	17	16	11.5	33.0	6.8
110497	11.638-12	12/10	R 3/8	17	19	11.5	35.0	8.5
110498	11.612-8	8/6	R 1/2	22	14	14.0	34.5	5.0
110499	11.612-10	10/8	R 1/2	22	16	14.0	36.0	6.8
110500	11.612-12	12/10	R 1/2	22	19	14.0	38.0	8.5



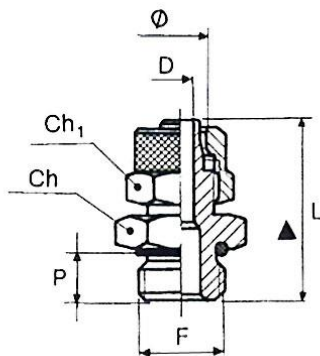
11.514-8



11.538-6

Female connector, female thread

Art. No.	Type No.	For hose mm	Thread F	Ch mm	Ch1 mm	P mm	L mm	D mm
110501	11.518-6	6/4	G 1/8	14	12	7.0	26.5	3.0
110502	11.518-8	8/6	G 1/8	14	14	7.0	26.5	5.0
110503	11.514-6	6/4	G 1/4	17	12	8.0	29.5	3.0
110504	11.514-8	8/6	G 1/4	17	14	8.0	29.0	5.0
110505	11.514-10	10/8	G 1/4	17	16	8.0	31.0	6.8
110506	11.538-6	6/4	G 3/8	20	12	11.5	29.5	3.0
110507	11.538-8	8/6	G 3/8	20	14	10.0	33.0	5.0
110508	11.538-10	10/8	G 3/8	20	16	10.0	35.0	6.8
110509	11.538-12	12/10	G 3/8	20	18	11.5	32.5	8.5
110510	11.512-8	8/6	G 1/2	24	12	15.5	33.0	-
110511	11.512-10	10/8	G 1/2	24	16	11.0	38.0	6.8

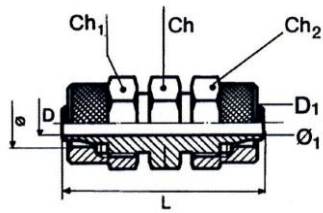


11.114-8-V

Male connector, parallel male thread with O-ring (FPM)*

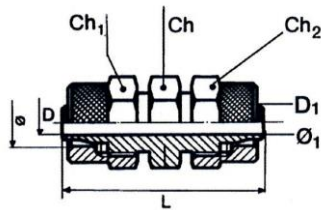
Art. No.	Type No.	For hose mm	Thread F	Ch mm	Ch1 mm	P mm	L mm	D mm	O-ring mm
110512	11.118-6-V	6/4	G 1/8	13	12	6.0	25.0	3.0	7.66x1.78
110513	11.118-8-V	8/6	G 1/8	14	14	6.0	25.0	5.0	7.66x1.78
110514	11.114-6-V	6/4	G 1/4	16	12	8.0	27.0	3.0	10.82x1.78
110515	11.114-8-V	8/6	G 1/4	16	14	8.0	27.0	5.0	10.82x1.78
110516	11.114-10-V	10/8	G 1/4	16	16	8.0	29.0	6.8	10.82x1.78

*Working temperature: -20 °C to 130 °C



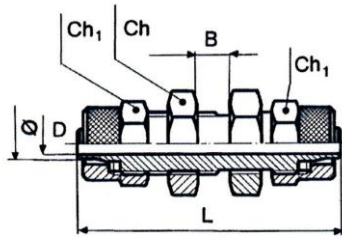
11.300-8

Union								
Art. No.	Type No.	For hose 1 mm	For hose 2 mm	Ch mm	Ch1 mm	Ch2 mm	L mm	D mm
110517	11.300-4	4/2	4/2	10	10	10	41.0	1.3
110518	11.300-5	5/3	5/3	8	8	8	28.5	2.0
110519	11.300-6	6/4	6/4	12	12	12	33.0	3.0
110520	11.300-8	8/6	8/6	12	14	14	33.0	5.0
110521	11.300-10	10/8	10/8	14	16	16	37.0	6.8
110522	11.300-12	12/10	12/10	17	19	19	42.0	8.5



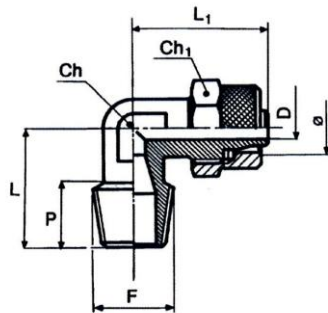
11.300-86

Union, reduced								
Art. No.	Type No.	For hose mm	For hose 1 mm	Ch mm	Ch1 mm	Ch2 mm	L mm	D mm
110523	11.300-86	8/6	6/4	14	12	14	35.0	3.0



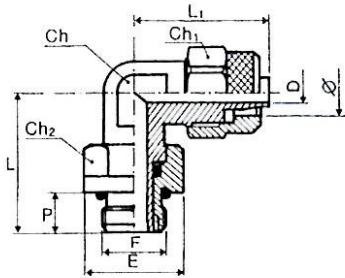
12.500-8

Bulkhead connector								
Art. No.	Type No.	For hose mm	Thread	Ch mm	Ch1 mm	L mm	D mm	B mm
110524	12.500-5	5/3	M7x0.75	9	8	40.0	2.0	8.5
110525	12.500-6	6/4	M10x1.0	14	12	47.0	3.0	11.0
110526	12.500-8	8/6	M12x1.0	16	14	48.0	5.0	12.0
110527	12.500-10	10/8	M14x1.0	17	16	49.0	6.8	9.0
110528	12.500-12	12/10	M16x1.0	19	19	53.0	8.5	9.0



13.114-8

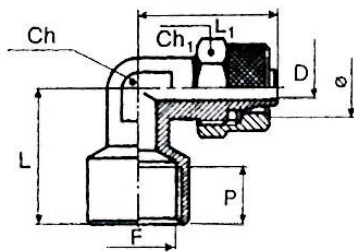
Male elbow, conical male thread, acc. to ISO 7-1									
Art. No.	Type No.	For hose mm	Thread F	Ch mm	Ch1 mm	P mm	L mm	L1 mm	D mm
110529	13.118-4	4/2	R 1/8	9	10	8.0	16.0	24.5	1.3
110530	13.118-5	5/3	R 1/8	8	8	8.0	17.0	21.5	2.0
110531	13.118-6	6/4	R 1/8	9	12	8.0	17.0	22.0	3.0
110532	13.118-8	8/6	R 1/8	12	14	8.0	17.0	22.0	5.0
110533	13.118-10	10/8	R 1/8	11	16	8.0	18.5	25.5	6.8
110534	13.114-6	6/4	R 1/4	9	12	11.0	20.0	22.0	3.0
110535	13.114-8	8/6	R 1/4	12	14	11.0	20.0	22.0	5.0
110536	13.114-10	10/8	R 1/4	12	16	11.0	21.0	25.0	6.8
110537	13.138-6	6/4	R 3/8	11	12	11.5	22.5	23.5	3.0
110538	13.138-8	8/6	R 3/8	12	14	12.0	21.5	23.0	5.0
110539	13.138-10	10/8	R 3/8	12	16	12.0	21.5	25.0	6.8
110540	13.138-12	12/10	R 3/8	14	19	11.5	24.0	31.0	8.5
110541	13.112-8	8/6	R 1/2	16	12	14.0	28.0	23.5	-
110542	13.112-10	10/8	R 1/2	17	16	14.0	26.0	28.5	6.8
110543	13.112-12	12/10	R 1/2	17	19	14.0	26.0	31.0	8.5



13.514-8

Male elbow, parallel male thread with O-ring (M5 – non swivel type, without O-ring)

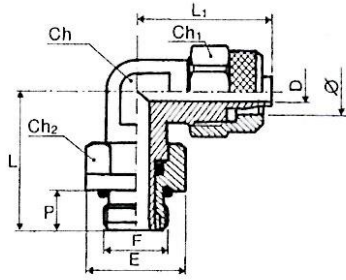
Art. No.	Type No.	For hose mm	Thread F	Ch mm	Ch1 mm	Ch2 mm	P mm	E mm	L mm	L1 mm	D mm
110544	13.505-5	5/3	M5	8	8	-	4.0	-	15.0	21.5	2.0
110545	13.518-6	6/4	G 1/8	10	12	13	6.0	15.0	21.0	20.5	3.0
110546	13.518-8	8/6	G 1/8	10	14	13	6.0	15.0	21.0	21.0	5.0
110547	13.514-6	6/4	G 1/4	10	12	16	8.0	18.0	22.5	21.5	3.0
110548	13.514-8	8/6	G 1/4	12	14	16	8.0	18.0	24.0	22.0	5.0
110549	13.514-10	10/8	G 1/4	12	16	16	8.0	18.0	24.0	24.0	6.8



13.714-8

Female elbow

Art. No.	Type No.	For hose mm	Thread F	Ch mm	Ch1 mm	P mm	L mm	L1 mm	D mm
110550	13.718-5	5/3	G 1/8	10	8	8.0	19.0	21.5	2.0
110551	13.718-6	6/4	G 1/8	10	12	8.0	19.0	22.5	3.0
110552	13.718-8	8/6	G 1/8	10	14	8.0	19.0	22.5	5.0
110553	13.714-6	6/4	G 1/4	11	12	10.5	23.0	25.0	3.0
110554	13.714-8	8/6	G 1/4	11	14	10.5	23.0	25.0	5.0
110555	13.714-10	10/8	G 1/4	13	16	11.0	23.5	26.0	6.5
110556	13.738-12	12/10	G 3/8	17	18	11.5	28.0	30.5	8.5

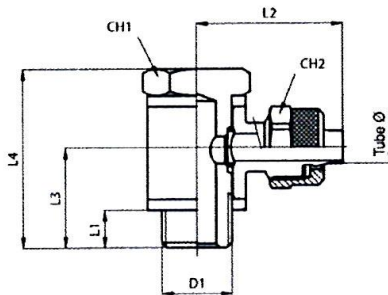


13.514-8-V

Male elbow, swivel type, parallel male thread with O-ring (FPM) *

Art. No.	Type No.	For hose mm	Thread F	Ch mm	Ch1 mm	CH2 mm	P mm	E mm	L mm	L1 mm	D mm
110557	13.518-6-V	6/4	G 1/8	10	12	13	6,0	15,0	21,0	20,5	3,0
110558	13.518-8-V	8/6	G 1/8	10	14	13	6,0	15,0	21,0	21,0	5,0
110559	13.514-6-V	6/4	G 1/4	10	12	16	8,0	18,0	22,5	21,5	3,0
110560	13.514-8-V	8/6	G 1/4	12	14	16	8,0	18,0	24,0	22,0	5,0
110561	13.514-10-V	10/8	G 1/4	12	16	16	8,0	18,0	24,0	24,0	6,8

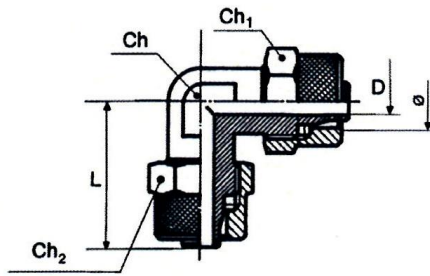
*Working temperature: -20 °C to 130 °C



13.614-8

Banjo elbow, parallel male thread with O-ring (NBR)

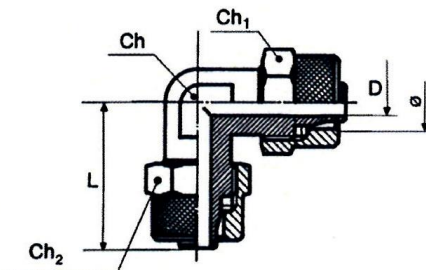
Art. No.	Type No.	For hose mm	Thread D1	L1 mm	L2 mm	L3 mm	L4 mm	Ch1 mm	Ch2 mm
110562	13.605-5	5/3	M5	4.0	16.0	10.0	17.5	8	9
110563	13.605-6	6/4	M5	4.0	16.0	10.0	17.5	8	9
110564	13.618-5	5/3	G 1/8	5.5	24.0	15.0	28.0	14	9
110565	13.618-6	6/4	G 1/8	5.5	24.0	15.0	28.0	14	12
110566	13.618-8	8/6	G 1/8	5.5	24.0	15.0	28.0	14	14
110567	13.618-10	10/8	G 1/8	6.0	24.0	-	28.0	14	14
110568	13.614-6	6/4	G 1/4	6.5	26.0	17.5	33.0	17	12
110569	13.614-8	8/6	G 1/4	6.5	26.0	17.5	33.0	17	14
110570	13.614-10	10/8	G 1/4	6.5	27.5	17.5	33.0	17	16
110571	13.638-6	6/4	G 3/8	9.0	26.0	-	36.0	19	10
110572	13.638-8	8/6	G 3/8	8.5	28.5	20.0	37.0	20	14
110573	13.638-10	10/8	G 3/8	8.5	29.0	20.0	37.0	20	16
110574	13.638-12	12/10	G 3/8	9.0	31.5	22.5	36.0	5	19
110575	13.612-8	8/6	G 1/2	10.0	29.0	-	42.0	24	12
110576	13.612-10	10/8	G 1/2	9.5	30.5	23.5	42.0	27	16
110577	13.612-12	12/10	G 1/2	11.0	33.0	26.5	42.0	8	19



13.800-8

Union elbow

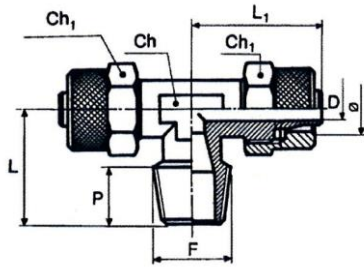
Art. No.	Type No.	For hose mm	For hose 1 mm	Ch mm	Ch1 mm	L mm	D mm	Ch2 mm
110578	13.800-4	4/2	4/2	9	10	24.5	1.3	10
110579	13.800-5	5/3	5/3	8	8	21.5	2.0	8
110580	13.800-6	6/4	6/4	9	12	22.0	3.0	12
110581	13.800-8	8/6	8/6	12	14	22.0	5.0	14
110582	13.800-10	10/8	10/8	12	16	25.0	6.8	16
110583	13.800-12	12/10	12/10	14	19	30.0	8.5	19



13.800-86

Union elbow, reduced

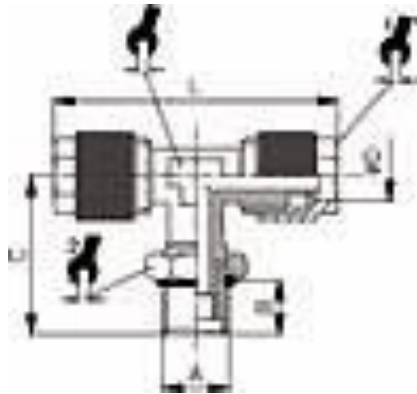
Art. No.	Type No.	For hose mm	For hose 1 mm	Ch mm	Ch1 mm	L mm	D mm	Ch2 mm
110584	13.800-86	8/6	6/4	10	14	22.5	5.0	12



14.114-8

Male branch tee, conical male thread acc. to ISO 7-1

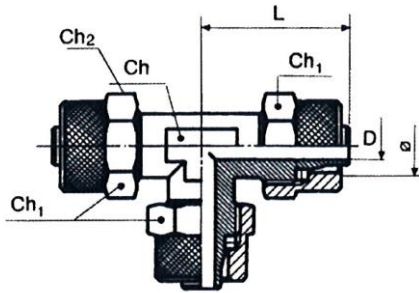
Art. No.	Type No.	For hose mm	Thread F	Ch mm	Ch1 mm	P mm	L mm	L1 mm	D mm
110585	14.118-4	4/2	R 1/8	9	10	8.0	16.0	24.5	1.3
110586	14.118-5	5/3	R 1/8	8	8	8.0	17.0	21.5	2.0
110587	14.118-6	6/4	R 1/8	8	12	8.0	17.0	22.0	3.0
110588	14.118-8	8/6	R 1/8	10	14	8.0	17.0	22.0	5.0
110589	14.118-10	10/8	R 1/8	11	16	8.0	18.5	25.5	6.8
110590	14.114-6	6/4	R 1/4	10	12	11.0	20.0	22.0	3.0
110591	14.114-8	8/6	R 1/4	10	14	11.0	20.0	22.0	5.0
110592	14.114-10	10/8	R 1/4	11	16	11.0	21.0	25.0	6.8
110593	14.138-8	8/6	R 3/8	11	14	12.0	22.0	23.0	5.0
110594	14.138-10	10/8	R 3/8	11	16	12.0	22.0	25.0	6.8
110595	14.138-12	12/10	R 3/8	14	18	12.0	24.0	31.0	8.5
110596	14.112-10	10/8	R 1/2	17	16	14.0	28.0	28.5	6.8
110597	14.112-12	12/10	R 1/2	17	18	14.0	26.0	31.0	8.5



14.514-8

Male branch tee, parallel male thread (M5 – non swivel type, without O-ring)

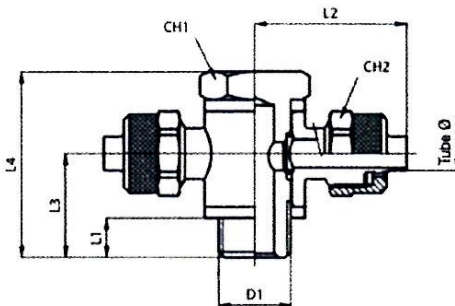
Art. No.	Type No.	For hose mm	Thread	B mm	C mm	L mm	Ch mm	Ch1 mm	Ch2 mm
110598	14.505-5	5/3	M5	4.0	15.0	43.0	8	8	-
110599	14.518-6	6/4	G 1/8	6.0	22.0	39.0	8	10	13
110600	14.518-8	8/6	G 1/8	6.0	20.0	45.0	10	14	14
110601	14.514-6	6/4	G 1/4	8.0	26.0	39.0	8	10	16
110602	14.514-8	8/6	G 1/4	8.0	27.5	40.0	9	12	16
110603	14.514-10	10/8	G 1/4	8.0	27.5	45.0	11	14	16



14.800-8

Union tee

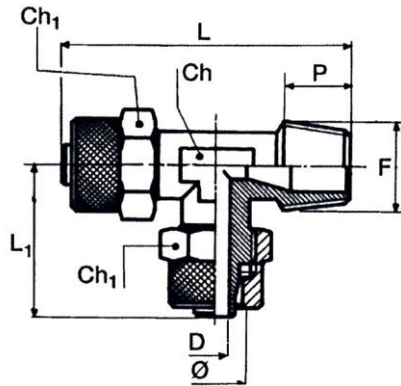
Art. No.	Type No.	For hose mm	For hose 1 mm	Ch mm	Ch1 mm	L mm	Ch2 mm	D mm
110604	14.800-4	4/2	4/2	9	10	24.5	10	1.3
110605	14.800-5	5/3	5/3	8	8	21.5	8	2.0
110606	14.800-6	6/4	6/4	9	12	22.0	12	3.0
110607	14.800-8	8/6	8/6	10	14	22.0	14	5.0
110608	14.800-10	10/8	10/8	12	16	25.0	16	6.8
110609	14.800-12	12/10	12/10	17	19	31.0	19	8.5



14.214-8

Banjo tee, parallel male thread with O-ring (NBR)

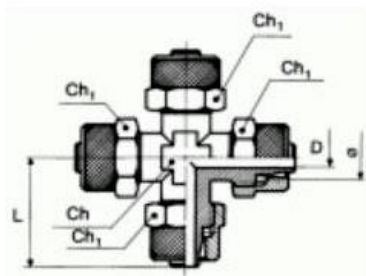
Art. No.	Type No.	For hose mm	Thread D1	L1 mm	L2 mm	L3 mm	L4 mm	Ch1 mm	Ch2 mm
110610	14.205-5	5/3	M5	4.0	16.5	-	17.5	8	8
110611	14.205-6	6/4	M5	4.0	16.5	-	17.5	8	9
110612	14.218-5	5/3	G 1/8	4.0	23.0	-	28.0	14	8
110613	14.218-6	6/4	G 1/8	5.5	24.5	15.0	28.0	14	12
110614	14.218-8	8/6	G 1/8	5.5	25.0	15.0	28.0	14	14
110615	14.218-10	10/8	G 1/8	6.0	26.5	-	28.0	14	14
110616	14.214-6	6/4	G 1/4	6.5	26.5	17.5	33.0	17	12
110617	14.214-8	8/6	G 1/4	6.5	26.0	17.5	33.0	17	14
110618	14.214-10	10/8	G 1/4	6.5	27.5	17.5	33.0	17	16
110619	14.238-6	6/4	G 3/8	9.5	26.5	-	36.0	19	10
110620	14.238-8	8/6	G 3/8	8.5	28.5	20.0	37.0	20	14
110621	14.238-10	10/8	G 3/8	8.5	29.0	20.0	37.0	20	16
110622	14.238-12	12/10	G 3/8	9.0	32.0	19.0	37.0	20	19
110623	14.212-10	10/8	G 1/2	9.5	30.5	23.5	42.0	27	16
110624	14.212-12	12/10	G 1/2	9.5	32.0	22.0	42.0	27	19



15.114-8

Male run tee, conical male thread acc. to ISO 7-1

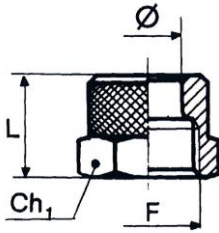
Art. No.	Type No.	For hose mm	Thread F	Ch mm	Ch1 mm	P mm	L mm	L1 mm	D mm
110625	15.118-5	5/3	R 1/8	8	8	8.0	38.5	21.5	2.0
110626	15.118-6	6/4	R 1/8	9	12	8.0	39.0	22.0	3.0
110627	15.118-8	8/6	R 1/8	12	14	8.0	39.0	22.0	5.0
110628	15.114-6	6/4	R 1/4	9	12	11.0	42.0	22.0	3.0
110629	15.114-8	8/6	R 1/4	12	14	11.0	42.0	22.0	5.0
110630	15.114-10	10/8	R 1/4	11	14	12.0	41.0	25.5	-
110631	15.138-8	8/6	R 3/8	11	14	11.5	46.5	23.5	5.0
110632	15.138-10	10/8	R 3/8	12	16	12.5	47.0	25.0	6.8
110633	15.138-12	12/10	R 3/8	17	19	11.5	55.0	31.0	8.5
110634	15.112-10	10/8	R 1/2	17	16	13.5	54.5	28.5	6.8
110635	15.112-12	12/10	R 1/2	17	19	13.5	57.0	31.0	8.5



17.800-8

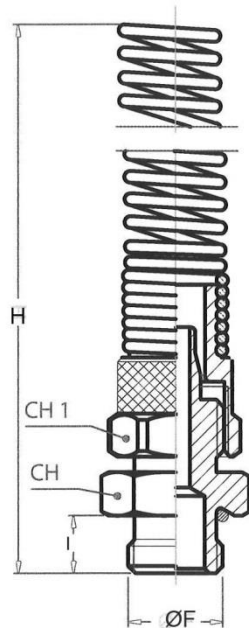
X-union

Art. No.	Type No.	For hose mm	Ch mm	Ch1 mm	L mm	D mm
110636	17.800-5	5/3	8	8	21.5	2.0
110637	17.800-6	6/4	8	12	22.5	3.0
110638	17.800-8	8/6	10	14	22.5	5.0
110639	17.800-10	10/8	12	16	25.5	6.8



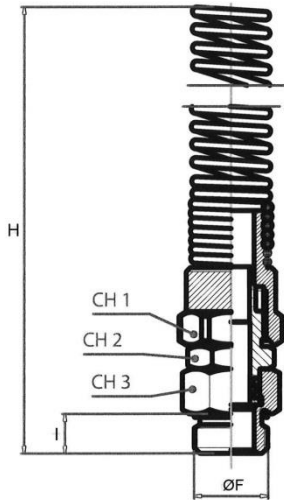
16.012-8

Swivel nut					
Art. No.	Type No.	For hose mm	Thread F	Ch1 mm	L mm
110640	16.008-4	4/2	M8x1.0	10	11.0
110641	16.007-5	5/3	M7x0.75	8	8.5
110642	16.008-6	6/4	M8x0.5	9	9.0
110643	16.008-6.926	6/4	M8x0.75	8	11.0
110644	16.010-6	6/4	M10x1.0	12	11.0
110645	16.012-8	8/6	M12x1.0	14	11.0
110646	16.014-10	10/8	M14x1.0	16	12.0
110647	16.016-12	12/10	M16x1.0	19	12.0



17.138-8

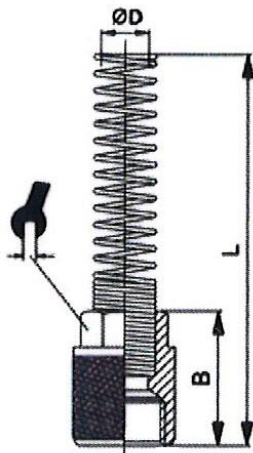
Male connector, parallel male thread with O-ring (NBR) and kink protector							
Art. No.	Type No.	Thread	For hose mm	l mm	H mm	Ch mm	Ch1 mm
110648	17.118-6	G 1/8	6/4	~ 6.0	~ 110.0	13	12
110649	17.118-8	G 1/8	8/6	~ 6.0	~ 111.0	14	14
110650	17.114-6	G 1/4	6/4	~ 8.0	~ 111.0	16	12
110651	17.114-8	G 1/4	8/6	~ 8.0	~ 111.0	16	14
110652	17.114-10	G 1/4	10/8	~ 8.0	~ 117.0	16	16
110653	17.138-8	G 3/8	8/6	~ 9.0	~ 112.0	19	14
110654	17.138-10	G 3/8	10/8	~ 9.0	~ 118.0	19	19
110655	17.138-12	G 3/8	12/10	~ 9.0	~ 129.0	19	19
110656	17.112-8	G 1/2	8/6	~ 10.0	~ 113.0	24	14
110657	17.112-10	G 1/2	10/8	~ 10.0	~ 119.0	24	16



18.114-6

Male connector, parallel male thread with O-ring (NBR) + kink protector, swivel type

Art. No.	Type No.	Thread	For hose mm	I mm	H mm	Ch mm	Ch1 mm	Ch3 mm
110658	18.118-6	G 1/8	6/4	~ 6.0	~ 106.0	12	12	13
110659	18.118-8	G 1/8	8/6	~ 6.0	~ 106.0	14	12	13
110660	18.114-6	G 1/4	6/4	~ 8.0	~ 108.0	12	14	16
110661	18.114-8	G 1/4	8/6	~ 8.0	~ 108.0	14	14	16
110662	18.114-10	G 1/4	10/8	~ 8.0	~ 112.0	16	14	16
110663	18.138-12	G 3/8	12/10	~ 9.0	~ 123.0	18	17	19



19.0806

Swivel nut with kink protector

Art. No.	Type No.	For hose mm	B mm	L mm	SW mm
110664	19.0604	6/4	~ 18.0	~ 95.0	12
110665	19.0806	8/6	~ 18.0	~ 93.5	14
110666	19.1008	10/8	~ 20.0	~ 96.5	16
110667	19.1210	12/10	~ 22.0	~ 106.0	18