

brass, plug size 9 mm

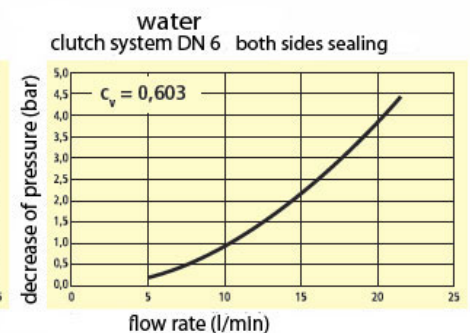
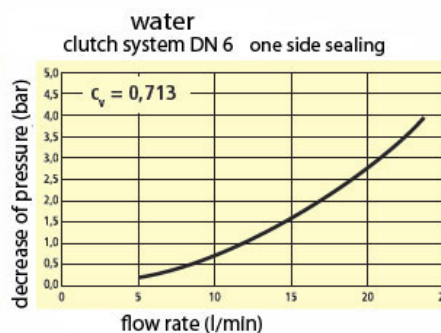
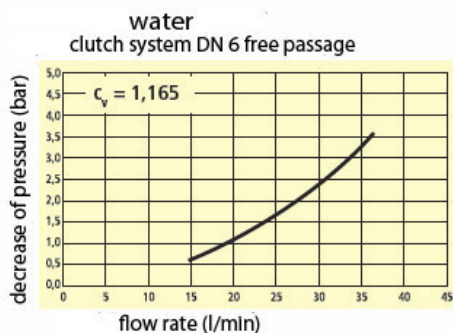
Compatible with HASCO Z 8 system

For temperature control applications involving hot or cold water or heat transfer oil, e.g. for cooling circuits on plastics processing machines.

Optionally with free passage, one or both sides sealing.

Female-threaded couplings and plugs with female-threaded PTFE seal.

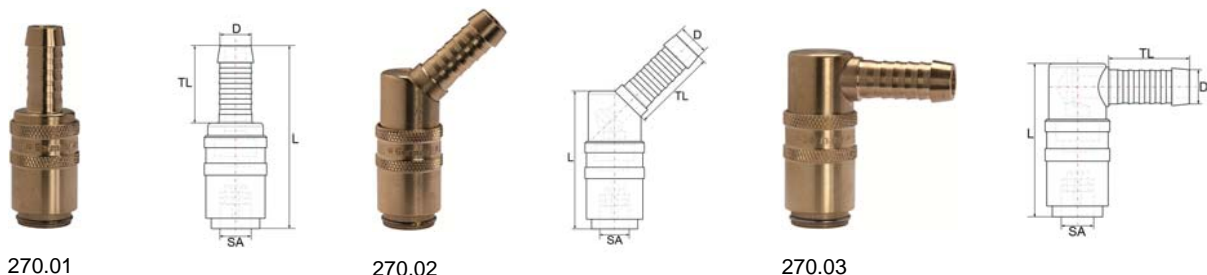
Operating pressure	max. 15 bar
Medium and ambient temperature	-20 °C to +160 °C
Medium	Air, water, oil, vacuum
Material	Brass 2.0401
Springs, retaining ring, balls	Stainless steel
Material plugs	Metric threads brass
	Threads measured in inches nickel-plated
	brass
Seals	FKM (PTFE-coated)



*Flow measurements, FH Amberg-Weiden, Prof. Dr. Andreas Weiß – laboratory for hydraulic researches

Temperature control couplings DN 6, with 9 mm plug and shut-off valve

Art. No.	Ident No.	Hose stem type	L mm	D mm	Stem length TL	Passage mm	Weight g
270.01	107911	straight	53.0	9.0	22.5 mm	6.0	45.0
270.02	107912	45°	42.5	9.0	25.5 mm	6.0	62.0
270.03	107913	90°	42.5	9.0	22.5 mm	6.0	62.0

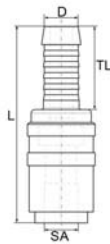


Temperature control couplings DN 6, with 9 mm plug, without shut-off valve

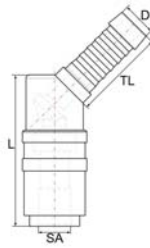
Art. No.	Ident No.	Hose stem type	L mm	D mm	Stem length TL	Passage mm	Weight g
270.11	107914	straight	53.0	9.0	22.5 mm	6.0	45.0
270.12	107915	45°	42.5	9.0	25.8 mm	6.0	62.0
270.13	107916	90°	42.5	9.0	22.5 mm	6.0	62.0



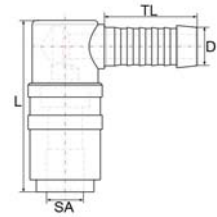
270.11



270.12



270.13

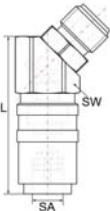


Temperature control couplings DN 6, male threaded, with shut-off valve

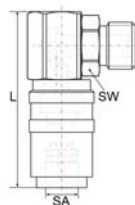
Art. No.	Ident No.	Thread	a/f mm	L mm	Thread length mm	Passage mm	Weight g
270.21	107917	M14x1.5 straight	17	48.0	9.0	6.0	60.0
270.22	107918	G 1/4 straight	17	48.0	9.0	6.0	60.0
270.23	107919	M14x1.5 45°	17	47.0	9.0	6.0	65.0
270.24	107920	G 1/4 45°	17	47.0	9.0	6.0	65.0
270.25	107921	M14x1.5 90°	17	49.0	9.0	6.0	75.0
270.26	107922	G 1/4 90°	17	49.0	9.0	6.0	75.0



270.24



270.26

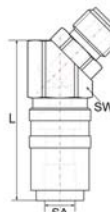


Temperature control couplings DN 6, male threaded, without shut-off valve

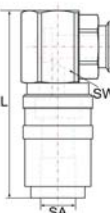
Art. No.	Ident No.	Thread	a/f mm	L mm	Thread length mm	Passage mm	Weight g
270.31	107923	M14x1.5 straight	17	48.0	9.0	6.0	60.0
270.32	107924	G 1/4 straight	17	48.0	9.0	6.0	60.0
270.33	107925	M14x1.5 45°	17	47.0	9.0	6.0	65.0
270.34	107926	G 1/4 45°	17	47.0	9.0	6.0	65.0
270.35	107927	M14x1.5 90°	17	49.0	9.0	6.0	75.0
270.36	107928	G 1/4 90°	17	49.0	9.0	6.0	75.0



270.34



270.36



Blank end couplings DN 6

Art. No.	Ident No.	L mm	D mm	Weight g
270.40	107929	30.0	18.0	37.0



270.40

Push-in hose stems DN 6, without shut-off valve


Art. No.	Ident No.	L mm	Stem length TL	Passage mm	Weight g
270.601	107930	39.5	22.5 mm	6.0	13.0



270.601

Push-in plugs DN 6, without shut-off valve, male threaded

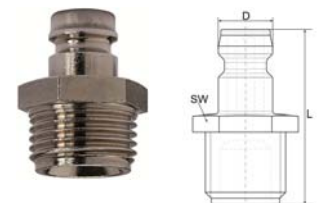
Art. No.	Ident No.	Thread	a/f mm	L mm	D mm	Thread length mm	Passage mm	Weight g
270.610	107931	M8x0.75	11	24.0	8.9	7.0	4.5	9.0
270.611	107932	M10x1	11	24.0	8.9	7.0	6.0	8.0
270.612	107933	M14x1.5	15	26.0	8.9	9.0	6.0	14.0
270.613	107934	G 1/8	11	24.0	8.9	7.0	6.0	10.0
270.614	107935	G 1/4	15	26.0	8.9	9.0	6.0	14.0



270.614

Push-in plugs DN 6, with shut-off valve, male threaded

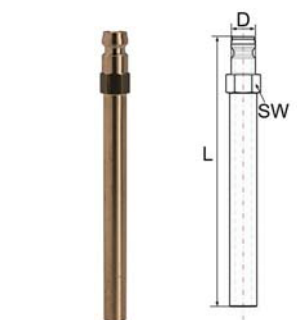
Art. No.	Ident No.	Thread	a/f mm	L mm	D mm	Thread length mm	Passage mm	Weight g
270.622	107936	M14x1.5	15	29.0	8.9	12.0	6.0	15.0
270.624	107937	G 1/4	15	29.0	8.9	12.0	6.0	14.0



270.624

Plug pipes DN 6, without shut-off valve

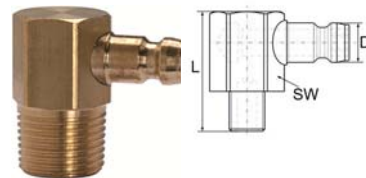
Art. No.	Ident No.	Tube O.D	a/f mm	L mm	D mm	Plug length mm	Passage mm	Weight g
270.701	107938	8.0	9	63.0	8.9	21.0	6.0	14.0
270.702	107939	8.0	9	100.0	8.9	21.0	6.0	20.0
270.703	107940	8.0	11	63.0	8.9	21.0	6.0	20.0
270.704	107941	10.0	11	100.0	8.9	21.0	6.0	58.0
270.705	107942	10.0	11	120.0	8.9	21.0	6.0	49.0
270.706	107943	10.0	11	240.0	8.9	21.0	6.0	103.0
270.707	107944	10.0	11	360.0	8.9	21.0	6.0	157.0



270.704

Push-in plugs DN 6, 90°, without shut-off valve, male threaded

Art. No.	Ident No.	Thread	a/f mm	L mm	D mm	Thread length mm	Passage mm	Weight g
270.801	107945	M8x0.75	15	27.0	8.9	9.0	4.5	38.0
270.802	107946	M10x1	15	27.0	8.9	9.0	6.0	38.0
270.803	107947	M14x1.5	15	29.0	8.9	11.0	6.0	40.0
270.804	107948	R 1/8	15	27.0	8.9	9.0	6.0	35.0
270.805	107949	R 1/4	15	29.0	8.9	11.0	6.0	40.0
270.806	107950	R 3/8	17	30.0	8.9	12.0	6.0	44.0



270.801

Connectors

Art. No.	Ident No.	Connection	L mm	L1 mm	D1 mm	D2 mm	Passage mm	Weight g
270.901	107951	DN 6 - DN 6	34.0	14.0	8.9	8.9	6.0	14.0
270.902	107952	DN 6 - DN 9	34.0	14.0	8.9	13.4	6.0	18.0



270.901

