

Galvanised steel / brass

High-quality, one-hand quick disconnect couplings made of brass / steel for high flow rates. Specially designed for all applications susceptible to severe mechanical wear. Strong, impact and vibration-resistant design for demanding environments.

The "stream line" type has an integrated hose stem. The connection is made by crimping the hose over the swivel nut; no hose clamps are required. An absolutely tight seal is guaranteed and there is virtually no pressure loss.

Operating pressure	Max. 16 bar
Medium and ambient temperature	-20 °C to +100 °C
Flow rate (air)	2.100 l/min (at 6 bar and $\Delta p = 0.5$ bar)
Housing	Steel
Sliding sleeve	Hardened and nickel-plated steel
Springs	Stainless steel
Sealant	NBR
Min burst pressure	140 bar



244.62



244.72

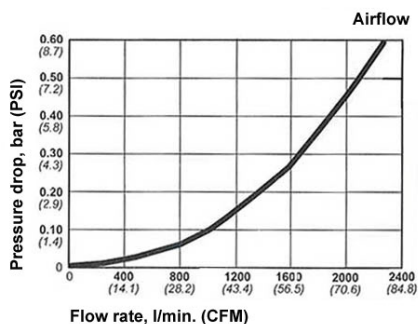


244.81



244.92

Flow rates:



Quick disconnect couplings DN 7.6, galvanised steel / brass, male

Art. No.	Ident No.	Connection	a/f mm	L mm	D mm
244.61	107356	R 1/4 male	20	63.0	23.4
244.62	107357	R 3/8 male	20	61.0	23.4
244.63	107358	R 1/2 male	22	56.0	23.4

Quick disconnect couplings DN 7.6, galvanised steel / brass, female

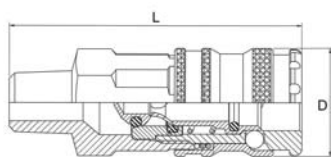
Art. No.	Ident No.	Connection	a/f mm	L mm	D mm
244.71	107359	G 1/4 female	20	57.0	23.4
244.72	107360	G 3/8 female	22	60.0	23.4
244.73	107361	G 1/2 female	25	60.0	23.4

Quick disconnect couplings DN 7.6, galvanised steel / brass, with hose connector

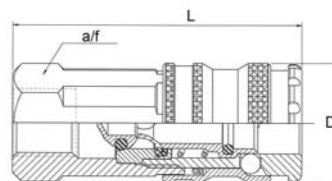
Art. No.	Ident No.	Connection	a/f mm	L mm	D mm
244.81	107362	Stem, I.D. 6	-	67.0	23.4
244.82	107363	Stem, I.D. 8	-	70.0	23.4
244.82-9	107364	Stem, I.D. 9	-	70.0	23.4
244.83	107365	Stem, I.D. 10	-	70.0	23.4
244.84	107366	Stem, I.D. 13	-	68.0	23.4

Quick disconnect couplings DN 7.6, galvanised steel / brass, »stream line«

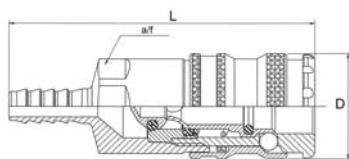
Art. No.	Ident No.	For hose mm	a/f 1 mm	a/f 2 mm	L mm	D mm
244.91	107367	10x6.5	16	20	64.0	23.4
244.92	107368	12x8	19	20	68.0	23.4
244.93-1	107369	13.5x9.5	21	20	68.0	23.4
244.93	107370	16x11	24	24	68.0	23.4



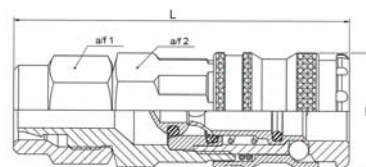
Male



Female



Hose connection



»stream line«

Stems for couplings DN 7.2 - DN 7.8, hardened and galvanised steel

Art. No.	Ident No.	Designation	L mm	a/f mm	D mm
244.907	107371	Stem, I.D. 6	41.5	-	13.0
244.908	107372	Stem, I.D. 8	44.5	-	13.0
244.908-9	107373	Stem, I.D. 9	44.5	-	13.0
244.908-10	107374	Stem, I.D. 10	44.5	-	13.0
244.909	107375	Stem, I.D. 13	44.5	-	17.0

Plugs for couplings DN 7.2 - DN 7.8, hardened and galvanised steel, male threaded, PTFE coated

Art. No.	Ident No.	Designation	L mm	a/f mm	D mm
244.900	107376	Plug R 1/8 male	35.0	13	-
244.901	107377	Plug R 1/4 male	38.5	14	-
244.902	107378	Plug R 3/8 male	40.5	17	-
244.903	107379	Plug R 1/2 male	47.0	22	-

Plugs for couplings DN 7.2 - DN 7.8, hardened and galvanised steel, female

Art. No.	Ident No.	Designation	L mm	a/f mm	D mm
244.904-1	107380	Plug G 1/8 female	30.5	13	-
244.904	107381	Plug G 1/4 female	36.0	17	-
244.905	107382	Plug G 3/8 female	37.5	20	-
244.906	107383	Plug G 1/2 female	41.5	27	-

Plugs for couplings DN 7.2 - DN 7.8, hardened and galvanised steel, »stream line«

Art. No.	Ident No.	Designation	L mm	a/f mm	D mm
244.914	107384	Plug for hose 10x6.5	44.3	16	-
244.915	107385	Plug for hose 12x8	47.3	19	-
244.916	107386	Plug for hose 13.5x9.5	49.5	21	-
244.917	107387	Plug for hose 16x11	55.5	24	-



244.908



244.902



244.905



244.917