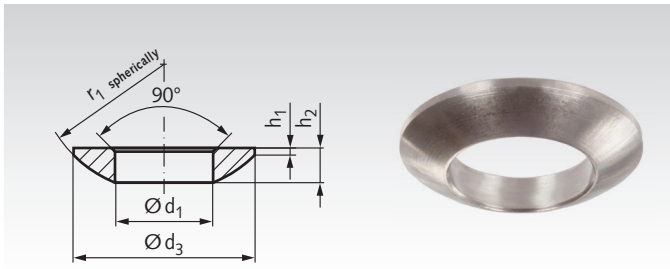


### Spherical Washers DIN 6319, Stainless Steel 1.4305



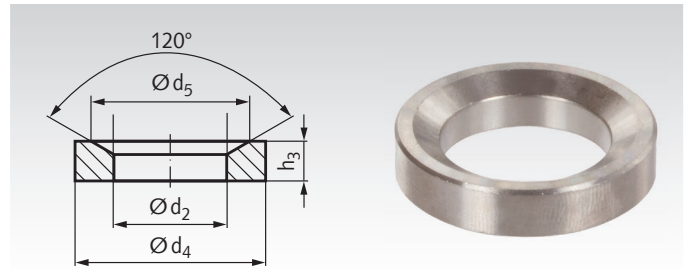
Material: 1.4305.

Ordering Details e.g.: Product No. 655 994 06, Spherical Washer DIN 6319, 6,4 mm, 1.4305

Product No. Type C	d <sub>1</sub> <sup>H13</sup> mm	d <sub>3</sub> mm	h <sub>1</sub> mm	h <sub>2</sub> mm	r <sub>1</sub> mm	for bolt mm	F* kN	Weight g
655 994 06	6,4	12	0,7	2,3	9	M6	6	0,9
655 994 08	8,4	17	0,6	3,2	12	M8	12	2,5
655 994 10	10,5	21	0,8	4,0	15	M10	16	4,7
655 994 12	13	24	1,1	4,6	17	M12	24	7,1
655 994 14	15	28	1,2	5,0	22	M14	53	10,0
655 994 16	17	30	1,3	5,3	22	M16	45	12,3
655 994 20	21	36	2,0	6,3	27	M20	71	21
655 994 24	25	44	2,4	8,2	32	M24	105	42
655 994 30	31	56	3,6	11,2	41	M30	191	87
655 994 36	37	68	4,6	14,0	50	M36	262	184
655 994 42	43	78	6,5	17,0	58	M42	361	297
655 994 48	50	92	8,0	21,0	67	M48	476	525

\* Max. statical load.

### Conical Seats DIN 6319, Stainless Steel 1.4305



Material: 1.4305.

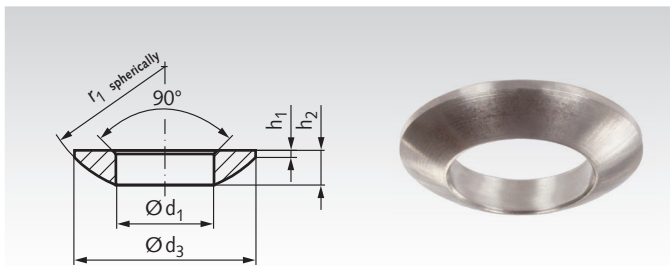
Ordering Details e.g.: Product No. 655 995 06, Conical Seat DIN 6319, 7,1 mm, 1.4305

Product No. Type D	d <sub>2</sub> <sup>H13</sup> mm	d <sub>4</sub> mm	d <sub>5</sub> mm	h <sub>3</sub> mm	h <sub>4</sub> ** mm	for bolt mm	F* kN	Weight g
655 995 06	7,1	12	11,0	2,8	4,2	M6	6	1,4
655 995 08	9,6	17	14,5	3,5	5,6	M8	12	3,8
655 995 10	12	21	18,5	4,2	6,5	M10	16	6,5
655 995 12	14,2	24	20,0	5,0	8,0	M12	24	10,6
655 995 14	16,5	28	24,8	5,6	8,5	M14	53	18,0
655 995 16	19	30	26	6,2	9,6	M16	45	18,7
655 995 20	23,2	36	31	7,5	11,7	M20	71	32
655 995 24	28	44	37	9,5	15,2	M24	105	63
655 995 30	35	56	49	12,0	19,2	M30	191	133
655 995 36	42	68	60	15,0	23,5	M36	262	236
655 995 42	49	78	70	18,0	29,0	M42	361	365
655 995 48	56	92	82	22,0	35,5	M48	476	641

\* Max. statical load.

\*\* Total height, together with spherical washer.

### Spherical Washers DIN 6319, Stainless Steel 1.4401



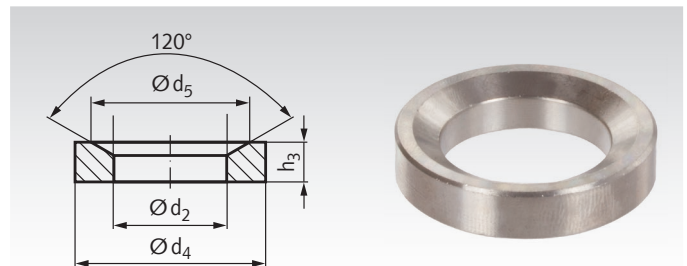
Material: 1.4401.

Ordering Details e.g.: Product No. 655 994 56, Spherical Washer DIN 6319, 6,4 mm, 1.4401

Product No. Type C	d <sub>1</sub> <sup>H13</sup> mm	d <sub>3</sub> mm	h <sub>1</sub> mm	h <sub>2</sub> mm	r <sub>1</sub> mm	for bolt mm	F* kN	Weight g
655 994 56	6,4	12	0,7	2,3	9	M6	6	0,9
655 994 58	8,4	17	0,6	3,2	12	M8	12	2,5
655 994 60	10,5	21	0,8	4,0	15	M10	16	4,7
655 994 62	13	24	1,1	4,6	17	M12	24	7,1
655 994 64	15	28	1,2	5,0	22	M14	53	10,0
655 994 66	17	30	1,3	5,3	22	M16	45	12,3
655 994 70	21	36	2,0	6,3	27	M20	71	21
655 994 74	25	44	2,4	8,2	32	M24	105	42
655 994 80	31	56	3,6	11,2	41	M30	191	87
655 994 86	37	68	4,6	14,0	50	M36	262	184
655 994 92	43	78	6,5	17,0	58	M42	361	297
655 994 98	50	92	8,0	21,0	67	M48	476	525

\* Max. statical load.

### Conical Seats DIN 6319, Stainless Steel 1.4401



Material: 1.4401.

Ordering Details e.g.: Product No. 655 995 56, Conical Seat DIN 6319, 7,1 mm, 1.4401

Product No. Type D	d <sub>2</sub> <sup>H13</sup> mm	d <sub>4</sub> mm	d <sub>5</sub> mm	h <sub>3</sub> mm	h <sub>4</sub> ** mm	for bolt mm	F* kN	Weight g
655 995 56	7,1	12	11,0	2,8	4,2	M6	6	1,4
655 995 58	9,6	17	14,5	3,5	5,6	M8	12	3,8
655 995 60	12	21	18,5	4,2	6,5	M10	16	6,5
655 995 62	14,2	24	20,0	5,0	8,0	M12	24	10,6
655 995 64	16,5	28	24,8	5,6	8,5	M14	53	18,0
655 995 66	19	30	26	6,2	9,6	M16	45	18,7
655 995 70	23,2	36	31	7,5	11,7	M20	71	32
655 995 74	28	44	37	9,5	15,2	M24	105	63
655 995 80	35	56	49	12,0	19,2	M30	191	133
655 995 86	42	68	60	15,0	23,5	M36	262	236
655 995 92	49	78	70	18,0	29,0	M42	361	365
655 995 98	56	92	82	22,0	35,5	M48	476	641

\* Max. statical load.

\*\* Total height, together with spherical washer.