

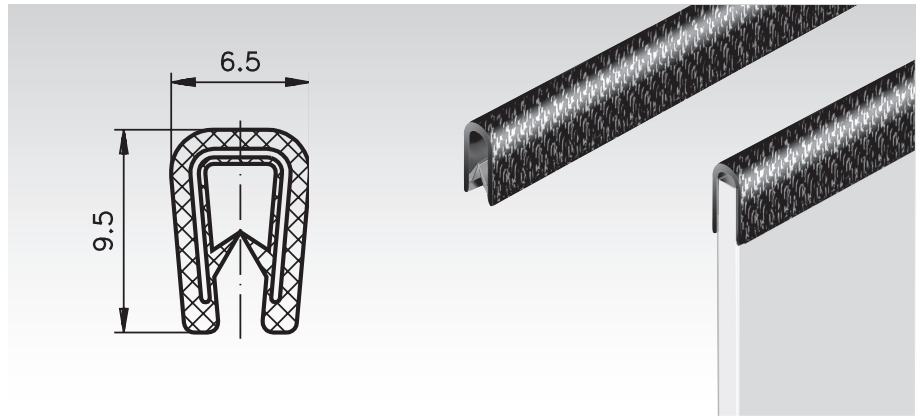
Edge Trims

Material: PVC/Steel.

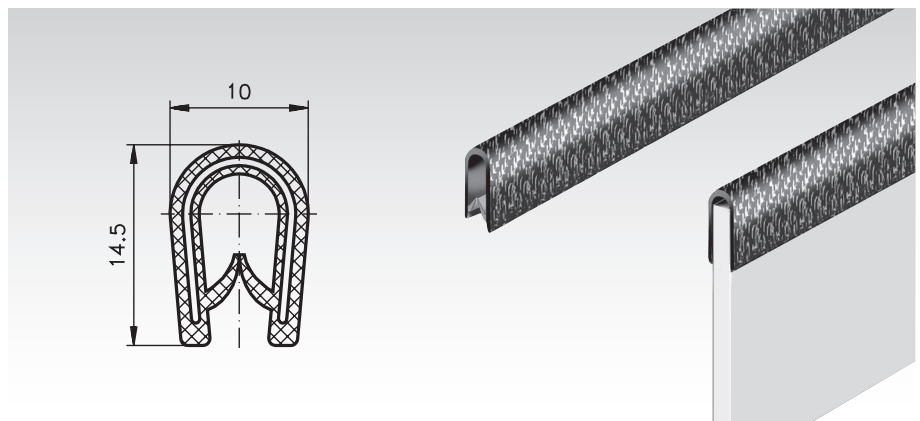
Edge trims simplify the protection of edges, save time in preparatory and subsequent work, and cover sharp edges. They also have a decorative effect.

The substructure of the edge trim contains steel metal clips or a wire construction. This means they have a strong hold even if there are radii or bent parts. Edge trims are mounted on the edges to be covered by hand or with a plastic mallet. Glues or special mounting parts are not required.

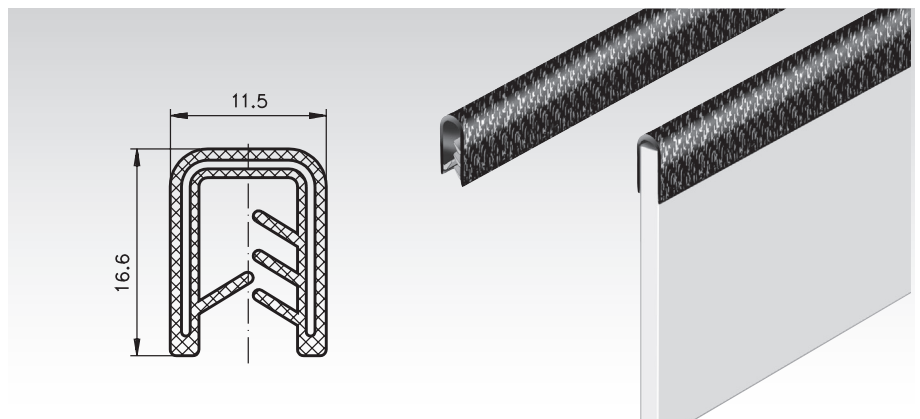
Ordering Details: e.g.: Product No. 687 010 00,
Edge Trim



Product No.	Clamp Range mm	Colour	Maximum Length m	Weight g/m
687 010 00	1,0 - 2,0	black	100	65



Product No.	Clamp Range mm	Colour	Maximum Length m	Weight g/m
687 020 00	1,0 - 4,0	black	50	140



Product No.	Clamp Range mm	Colour	Maximum Length m	Weight g/m
687 030 00	4,0 - 6,0	black	100	160

Minimum Bending Radii

Please note that the stated minimum bending radii are only reference values that can vary depending on the material, the clamp range and the application in which the profile is used.

Product No.	a mm	b mm	c mm	d mm
687 010 00	15	15	10	10
687 020 00	30	20	20	20
687 030 00	50	40	30	30

