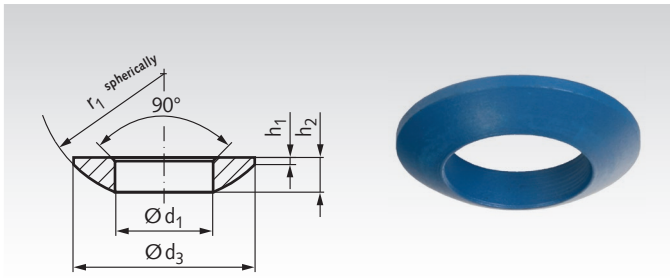


Spherical Washers DIN 6319, PTFE coated

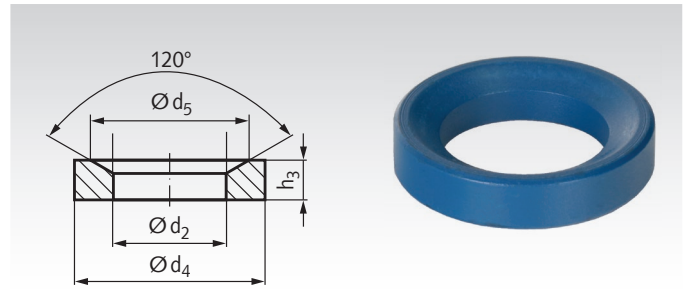


Material: Steel, bright, turned, case hardened, hardening depth min. 0.2 mm. PTFE coated, blue-coloured. The very low friction enables precise adjusting at high wear resistance.

Ordering Details: e.g.: Product No. 655 984 06, Washer DIN 6319 PTFE, 6.4 mm

Product No. Type C	d ₁ ^{H13} mm	d ₃ mm	h ₁ mm	h ₂ mm	r ₁ mm	for bolt mm	Weight g
655 984 06	6,4	12	0,7	2,3	9	M6	0,9
655 984 08	8,4	17	0,6	3,2	12	M8	2,5
655 984 10	10,5	21	0,8	4,0	15	M10	4,7
655 984 12	13	24	1,1	4,6	17	M12	7,1
655 984 14	15	28	1,2	5,0	22	M14	10,0
655 984 16	17	30	1,3	5,3	22	M16	12,3
655 984 20	21	36	2,0	6,3	27	M20	21
655 984 24	25	44	2,4	8,2	32	M24	42
655 984 30	31	56	3,6	11,2	41	M30	87
655 984 36	37	68	4,6	14,0	50	M36	184
655 984 40	43	78	6,5	17,0	58	M42	297
655 984 48	50	92	8,0	21,0	67	M48	525

Conical Seats DIN 6319, PTFE coated



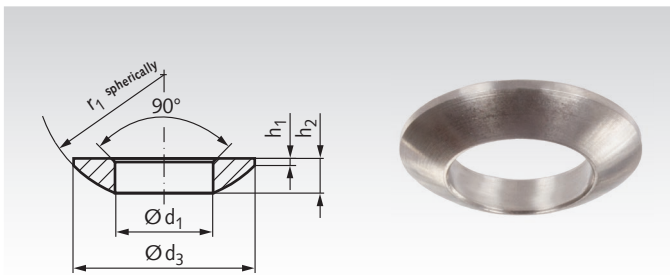
Material: Steel, bright, turned, case hardened, hardening depth min. 0.2 mm. PTFE coated, blue-coloured. The very low friction enables precise adjusting at high wear resistance.

Ordering Details: e.g.: Product No. 655 985 06, Seat DIN 6319 PTFE, 7.1 mm

Product No. Type D	d ₂ ^{H13} mm	d ₄ mm	d ₅ mm	h ₃ mm	h ₄ [*] mm	for bolt mm	Weight g
655 985 06	7,1	12	11,0	2,8	4,3	M6	1,4
655 985 08	9,6	17	14,5	3,5	5,7	M8	3,8
655 985 10	12	21	18,5	4,2	6,4	M10	6,5
655 985 12	14,2	24	20,0	5,0	8,1	M12	10,6
655 985 14	16,5	28	24,8	5,6	8,6	M14	18,0
655 985 16	19	30	26	6,2	9,7	M16	18,7
655 985 20	23,2	36	31	7,5	11,8	M20	32
655 985 24	28	44	37	9,5	15,3	M24	63
655 985 30	35	56	49	12,0	19,3	M30	133
655 985 36	42	68	60	15,0	23,6	M36	236
655 985 40	49	78	70	18,0	29,1	M42	365
655 985 48	56	92	82	22,0	35,6	M48	641

* Total height, together with spherical washer.

Spherical Washers DIN 6319 of Stainless Steel 1.4305



Material: 1.4305.

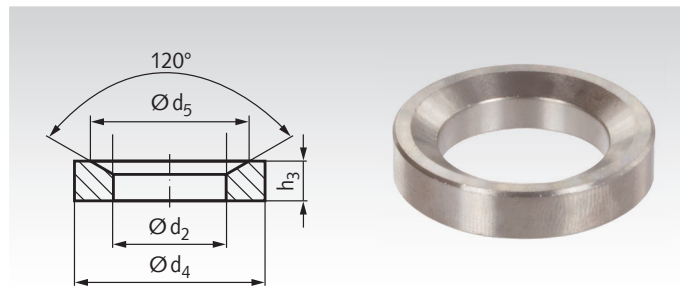


Ordering Details e.g.: Product No. 655 994 06, Spherical Washer DIN 6319, 6.4 mm, 1.4305

Product No. Type C	d ₁ ^{H13} mm	d ₃ mm	h ₁ mm	h ₂ mm	r ₁ mm	for bolt mm	F* kN	Weight g
655 994 06	6,4	12	0,7	2,3	9	M6	6	0,9
655 994 08	8,4	17	0,6	3,2	12	M8	12	2,5
655 994 10	10,5	21	0,8	4,0	15	M10	16	4,7
655 994 12	13	24	1,1	4,6	17	M12	24	7,1
655 994 16	17	30	1,3	5,3	22	M16	45	12,3
655 994 20	21	36	2,0	6,3	27	M20	71	21
655 994 24	25	44	2,4	8,2	32	M24	105	42
655 994 30	31	56	3,6	11,2	41	M30	191	87
655 994 36	37	68	4,6	14,0	50	M36	262	184
655 994 42	43	78	6,5	17,0	58	M42	361	297
655 994 48	50	92	8,0	21,0	67	M48	476	525

* Max. statical load.

Conical Seats DIN 6319 of Stainless Steel 1.4305



Material: 1.4305.



Ordering Details e.g.: Product No. 655 995 06, Conical Seat DIN 6319, 7.1 mm, 1.4305

Product No. Type D	d ₂ ^{H13} mm	d ₄ mm	d ₅ mm	h ₃ mm	h ₄ ^{**} mm	for bolt mm	F* kN	Weight g
655 995 06	7,1	12	11,0	2,8	4,2	M6	6	1,4
655 995 08	9,6	17	14,5	3,5	5,6	M8	12	3,8
655 995 10	12	21	18,5	4,2	6,5	M10	16	6,5
655 995 12	14,2	24	20,0	5,0	8,0	M12	24	10,6
655 995 16	19	30	26	6,2	9,6	M16	45	18,7
655 995 20	23,2	36	31	7,5	11,7	M20	71	32
655 995 24	28	44	37	9,5	15,2	M24	105	63
655 995 30	35	56	49	12,0	19,2	M30	191	133
655 995 36	42	68	60	15,0	23,5	M36	262	236
655 995 42	49	78	70	18,0	29,0	M42	361	365
655 995 48	56	92	82	22,0	35,5	M48	476	641

* Max. statical load.

** Total height, together with spherical washer.