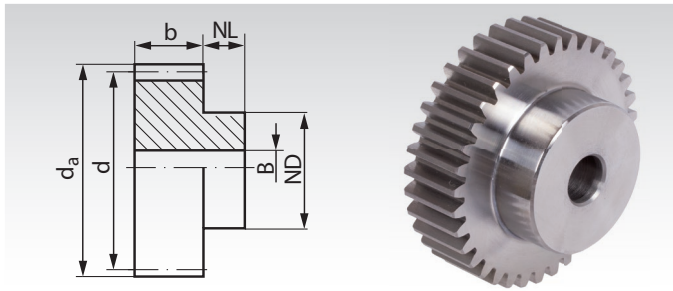


Spur Gears Made from Steel, Module 5 Tooth Width $b = 50$ mm, Milled Teeth, Straight Tooth System

Material: C45.

Tooth quality 8d25 DIN 3967. Pressure angle 20° .



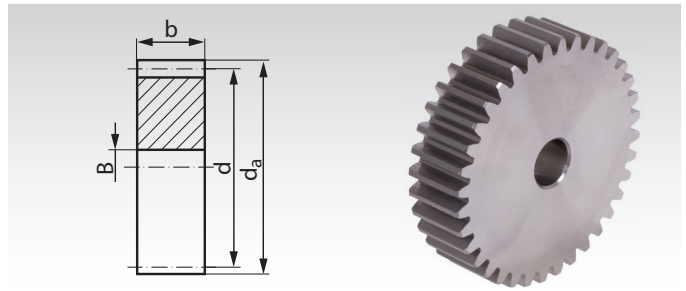
Ordering Details: e.g.: Product No. 235 110 12, Spur Gear, C45, Module 5.0, 12 Teeth

Product No. with Hub	Number of teeth	b mm	da mm	d mm	NL mm	ND mm	BH7 mm	perm. MT* Nm	Weight kg
235 110 12	12	50	70	60	25	45	20	58	1,21
235 110 13	13	50	75	65	25	50	20	64	1,47
235 110 14	14	50	80	70	25	55	20	71	1,76
235 110 15	15	50	85	75	25	60	20	79	2,07
235 110 16	16	50	90	80	25	65	20	86	2,40
235 110 17	17	50	95	85	25	70	20	88	2,75
235 110 18	18	50	100	90	25	70	20	100	3,02
235 110 19	19	50	105	95	25	70	20	115	3,30
235 110 20	20	50	110	100	25	80	20	134	3,83
235 110 21	21	50	115	105	25	80	20	157	4,15
235 110 22	22	50	120	110	25	80	20	181	4,48
235 110 23	23	50	125	115	25	90	20	206	5,08
235 110 24	24	50	130	120	25	90	20	232	5,44
235 110 25	25	50	135	125	25	90	20	261	5,82
235 110 26	26	50	140	130	25	100	20	288	6,50
235 110 27	27	50	145	135	25	100	20	318	6,91
235 110 28	28	50	150	140	25	100	25	349	7,22
235 110 29	29	50	155	145	25	110	25	385	7,98
235 110 30	30	50	160	150	25	110	25	418	8,44
235 110 32	32	50	170	160	25	110	25	495	9,30
235 110 36	36	50	190	180	25	120	25	674	11,70
235 110 40	40	50	210	200	25	120	25	893	14,00
235 110 50	50	50	260	250	25	120	30	1561	20,67
235 110 60	60	50	310	300	25	160	30	2202	30,69

* Basis of calculations see page 197.

Material: C45.


Tooth quality 8d25 DIN 3967. Pressure angle 20° .



Ordering Details: e.g.: Product No. 245 110 20, Spur Gear, C45, Module 5.0, 20 Teeth

Product No. without Hub	Number of teeth	b mm	da mm	d mm	BH7 mm	perm. MT* Nm	Weight kg
245 110 20	20	50	110	100	20	134	2,90
245 110 24	24	50	130	120	20	232	4,23
245 110 25	25	50	135	125	20	261	4,60
245 110 30	30	50	160	150	25	418	6,61
245 110 32	32	50	170	160	25	495	7,62
245 110 35	35	50	185	175	25	626	9,16
245 110 38	38	50	200	190	25	781	10,84
245 110 40	40	50	210	200	25	893	12,04
245 110 45	45	50	235	225	25	1202	15,30
245 110 48	48	50	250	240	25	1411	17,44
245 110 50	50	50	260	250	30	1561	18,86
245 110 52	52	50	270	260	30	1721	20,43
245 110 55	55	50	285	275	30	1978	22,89
245 110 57	57	50	295	285	30	2030	24,62
245 110 60	60	50	310	300	30	2202	27,31
245 110 65	65	50	335	325	30	2324	32,12
245 110 70	70	50	360	350	30	2482	37,31
245 110 75	75	50	385	375	30	2576	42,88
245 110 76	76	50	390	380	30	2606	44,04
245 110 80	80	50	410	400	30	2708	48,84
245 110 85	85	50	435	425	30	2860	55,19
245 110 90	90	50	460	450	30	3000	61,92
245 110 95	95	50	485	475	30	3160	69,03
245 111 00	100	50	510	500	30	3300	76,53
245 111 10	110	50	560	550	30	3450	92,69
245 111 14	114	50	580	570	30	3600	99,59

Gears with
hardened teeth
Page 244



Reworking within
24h-service possible.
Custom made parts
on request.